


Kindergarten

Daily Math Practice Worksheets



Thank you for downloading this free
book!

For questions, corrections, or comments
please email:

miniaturemasterminds@gmail.com



miniaturemasterminds.com

The Number One

Name: _____ Date: _____

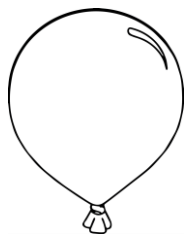
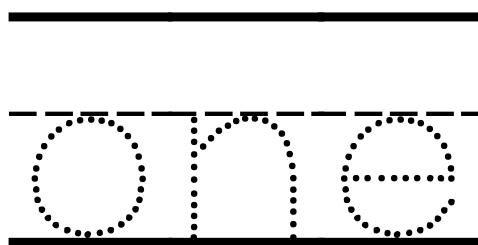
Practice writing the number one.

Blank handwriting lines for practicing the number one.

How Many
Fingers?



Trace the word.



Color the correct number of items.



Color one chicken.

Review.

Blank handwriting lines for reviewing the number one.

The Number Two

Name: _____ Date: _____


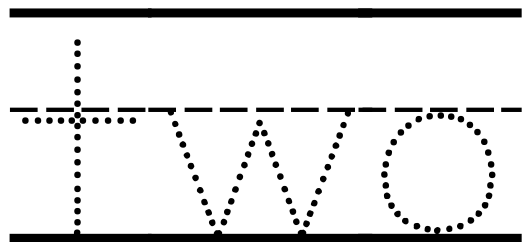
Practice writing the number.




How Many Fingers?



Trace the word.

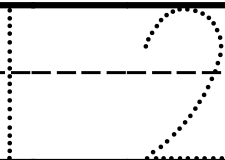


Color the correct number of items.



Color two ice creams.

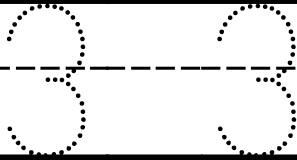
Review.



The Number Three

Name: _____ Date: _____

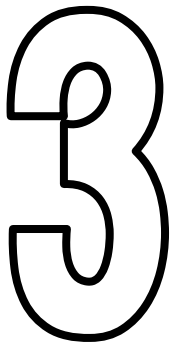
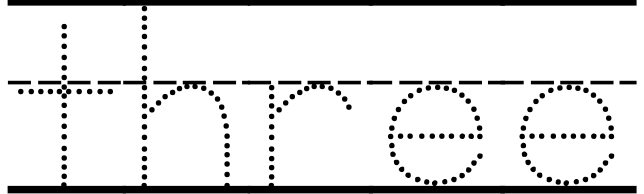
Practice writing the number.



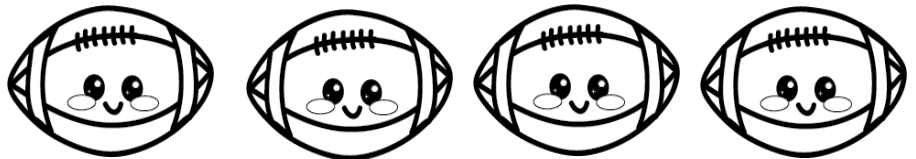
How Many
Fingers?



Trace the word.

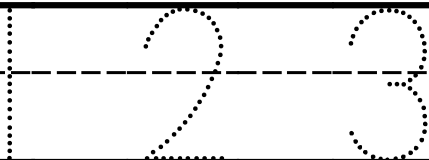


Color the correct number of items.



Color three footballs.

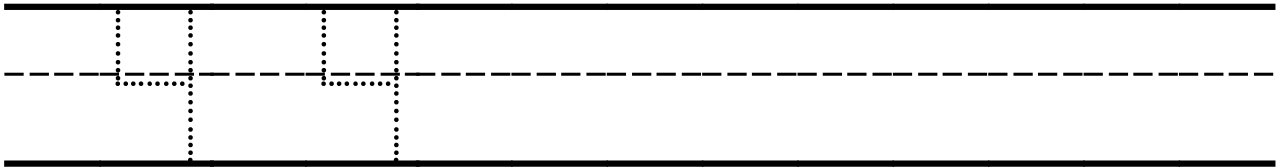
Review.



The Number Four

Name: _____ Date: _____

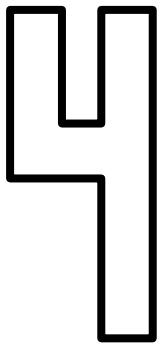
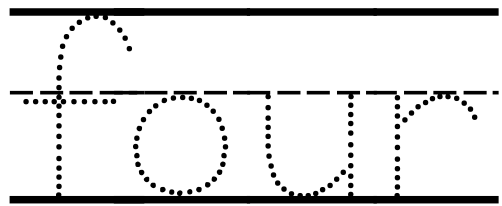
Practice writing the number.



How Many
Fingers?



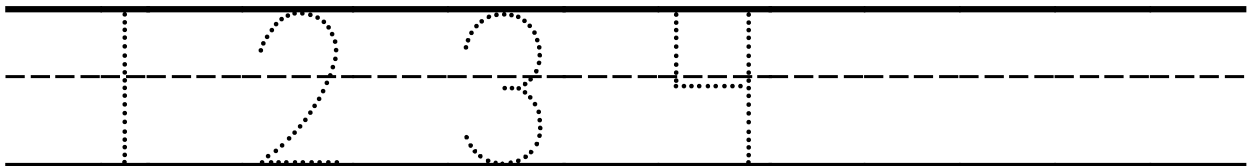
Trace the word.



Color the correct number of items.



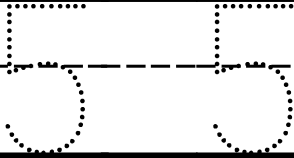
Review.



The Number Five

Name: _____ Date: _____

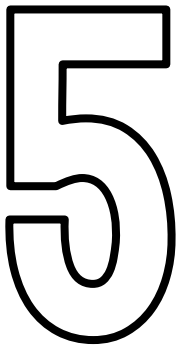
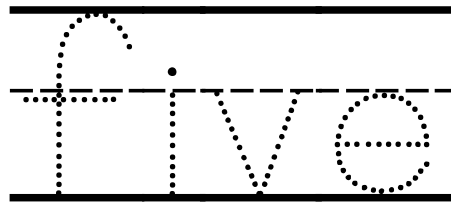
Practice writing the number.




How Many
Fingers?



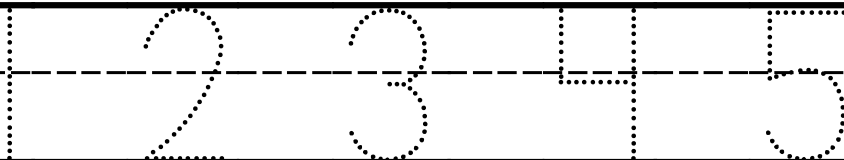
Trace the word.



Color the correct number of items.



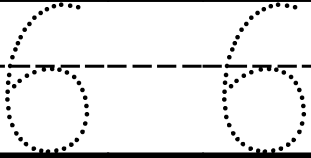
Review.



The Number Six

Name: _____ Date: _____

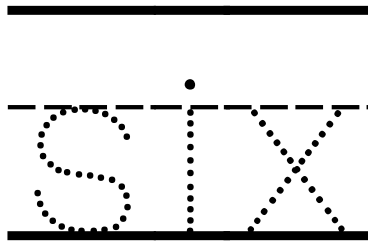
Practice writing the number.



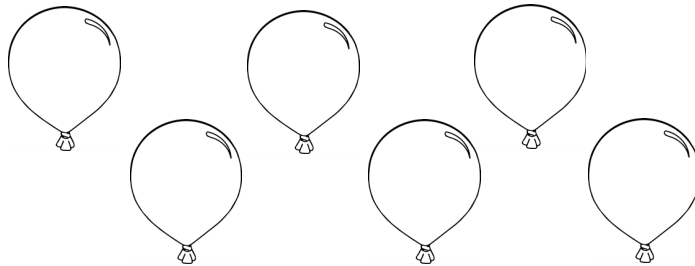
Draw six circles.



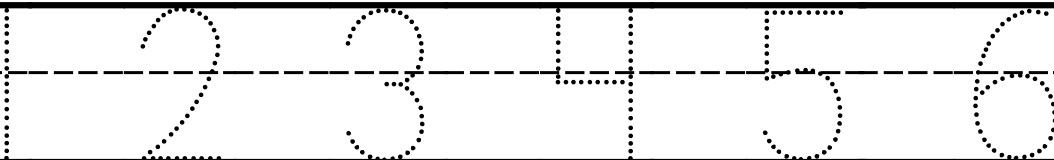
Trace the word.



Count the images. Color them red.



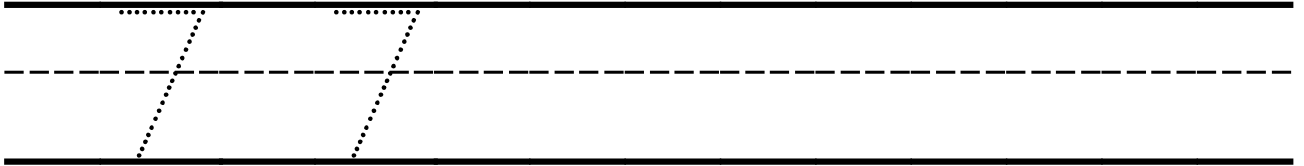
Review.



The Number Seven


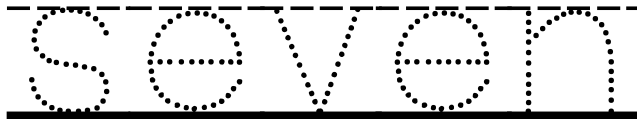
Name: _____ Date: _____

Practice writing the number.



Draw seven circles.

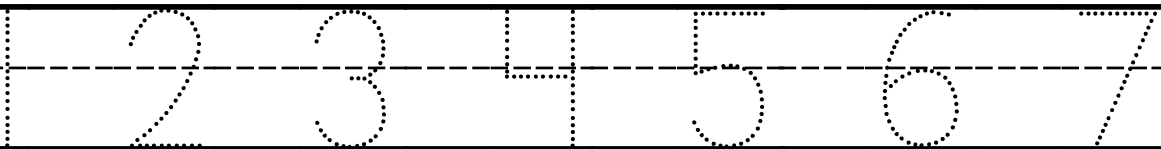
Trace the word.



Count the images. Color them.



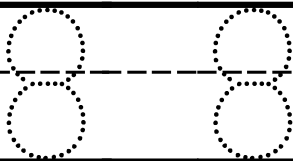
Review.



The Number Eight

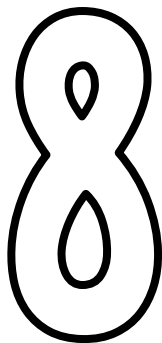
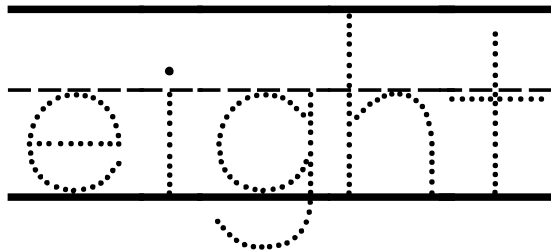
Name: _____ Date: _____

Practice writing the number.




Draw eight squares.

Trace the word.



Count the images. Color them green.



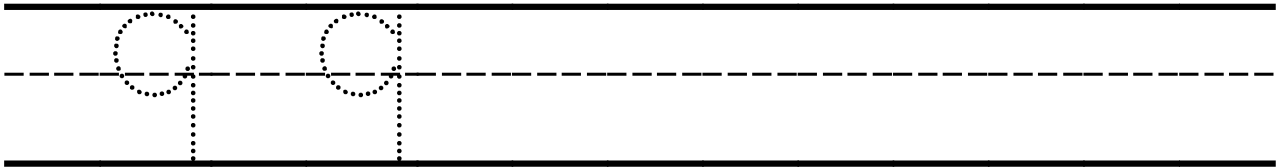
Review.



The Number Nine


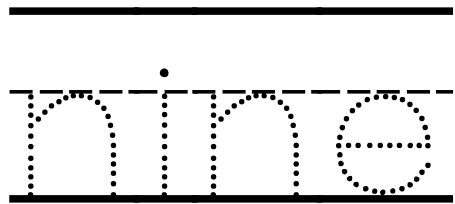
Name: _____ Date: _____

Practice writing the number.

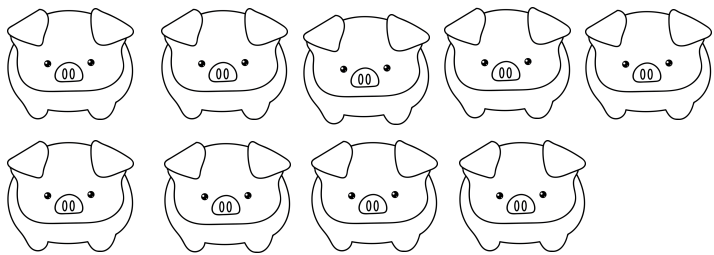


Draw nine squares.

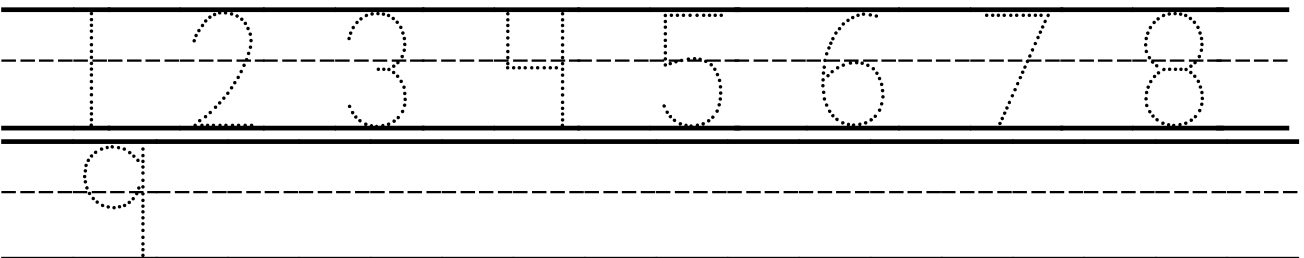
Trace the word.



Count the images. Color them pink.



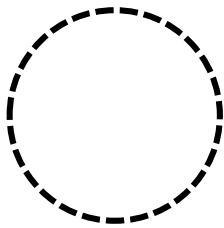
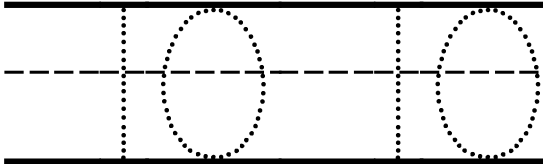
Review.



The Number Ten

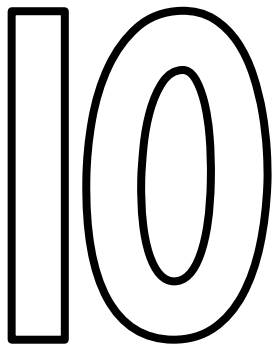
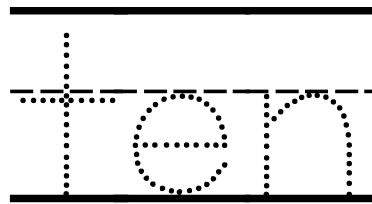
Name: _____ Date: _____

Practice writing the number.




circle

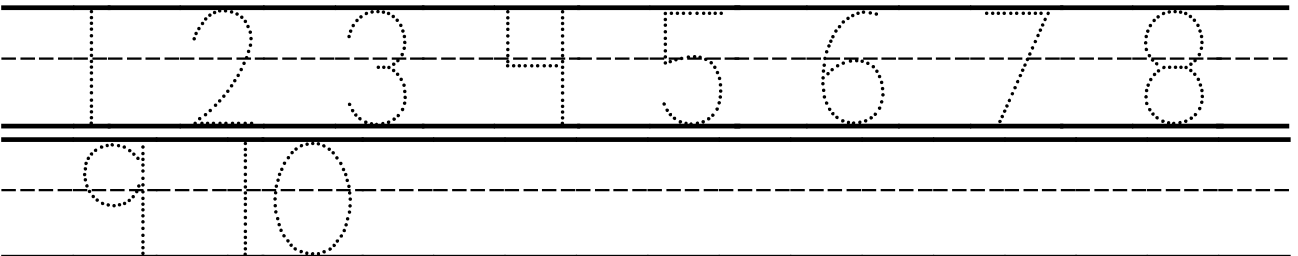
Trace the word.



Count and color the images.




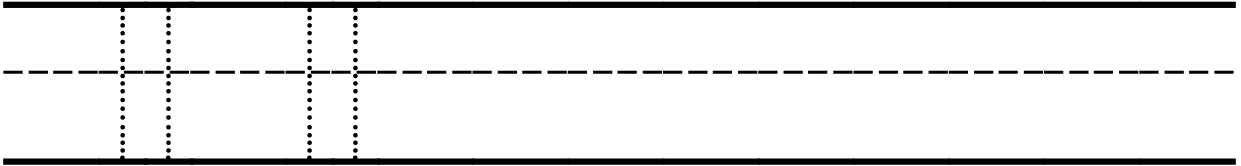
Review.



The Number Eleven


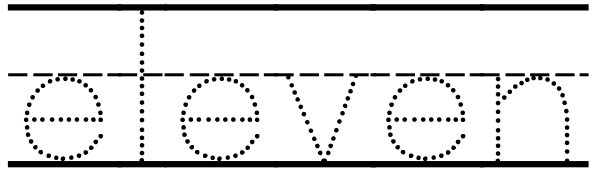
Name: _____ Date: _____

Practice writing the number.




square

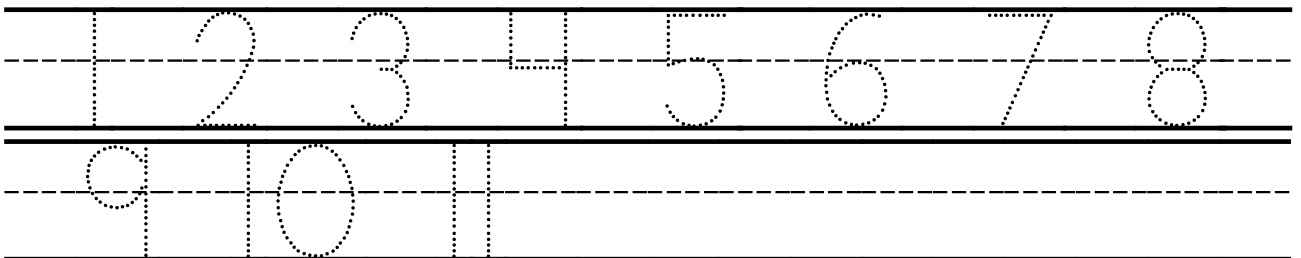
Trace the word.



Count and color the images.



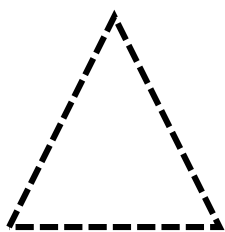
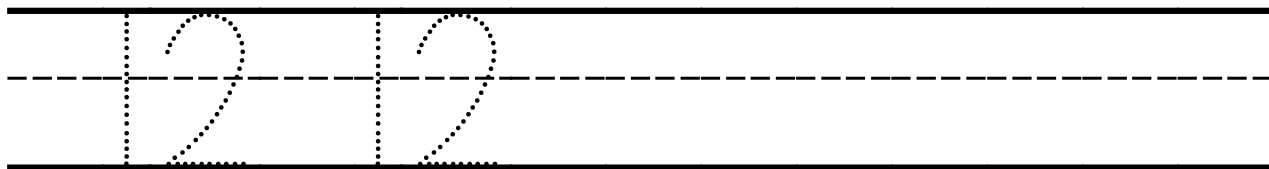
Review.



The Number Twelve

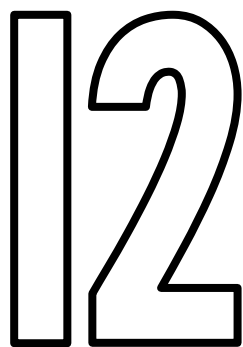
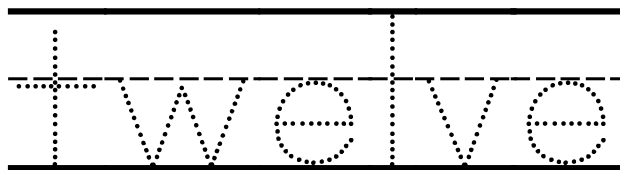
Name: _____ Date: _____

Practice writing the number.




triangle

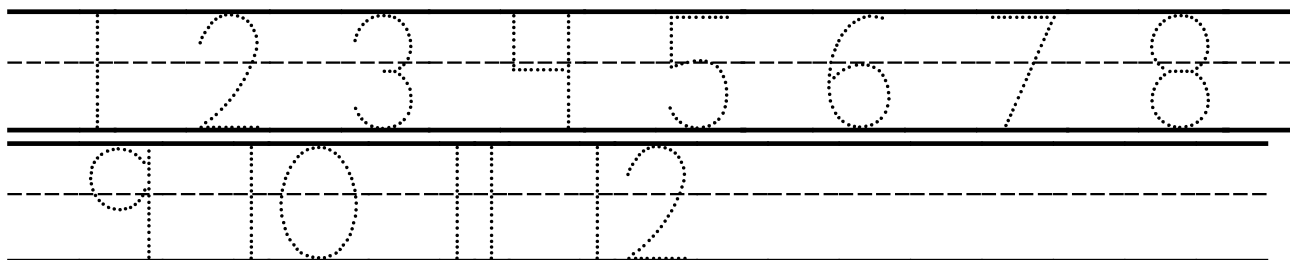
Trace the word.



Count and color the images.



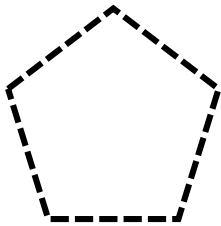
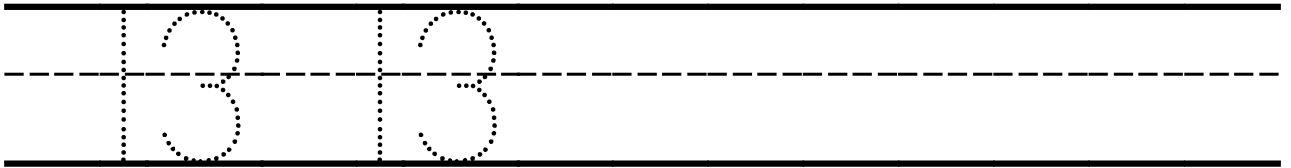
Review.



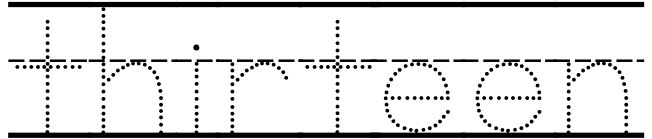
The Number Thirteen

Name: _____ Date: _____

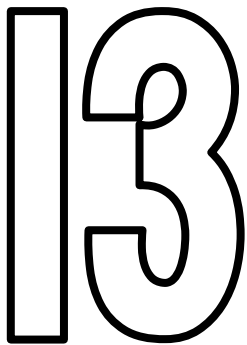
Practice writing the number.




Trace the word.



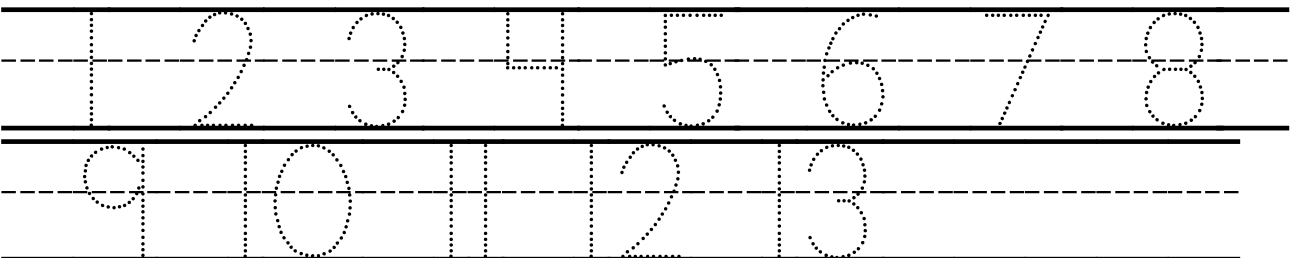
pentagon



Count and color the images.



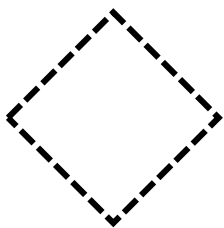
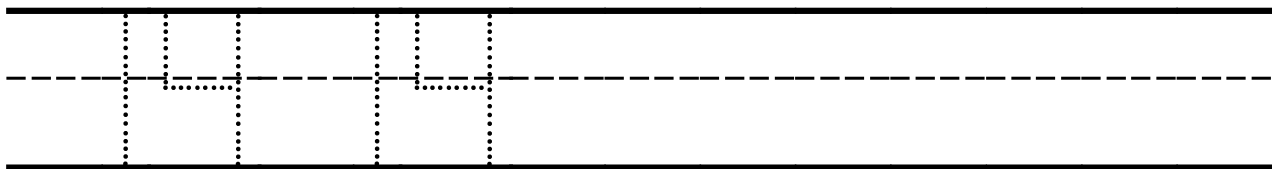
Review.



The Number Fourteen

Name: _____ Date: _____

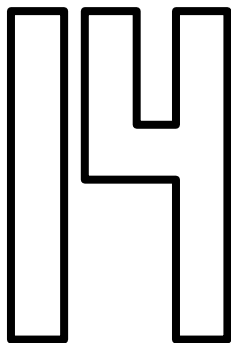
Practice writing the number.



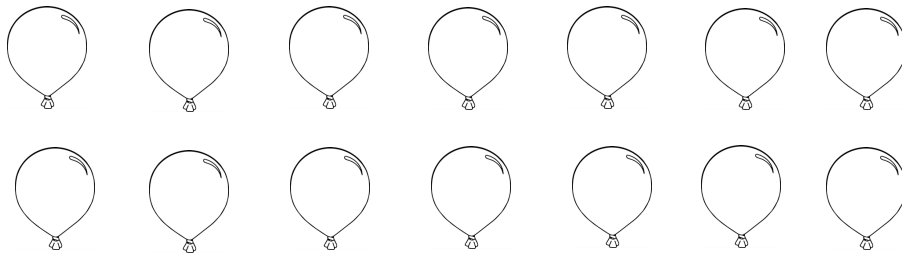
diamond

Trace the word.

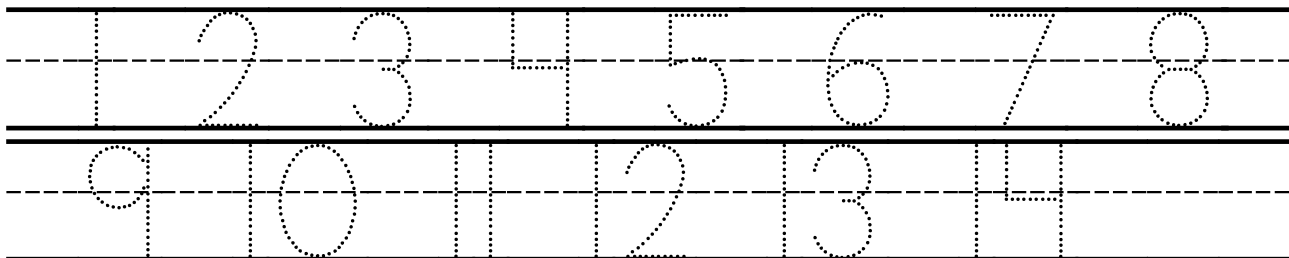
fourteen



Count and color the images.



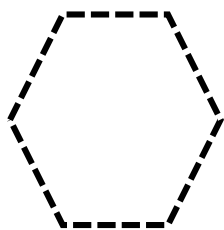
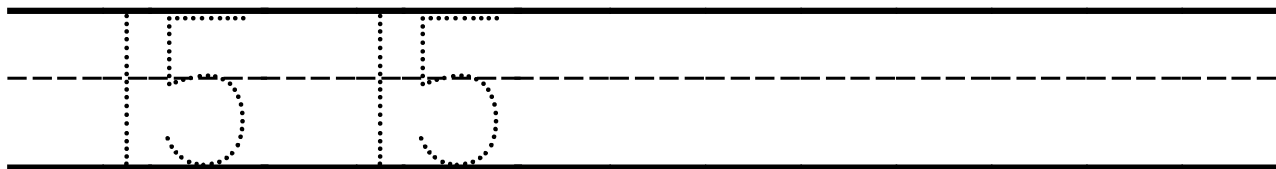
Review.



The Number Fifteen

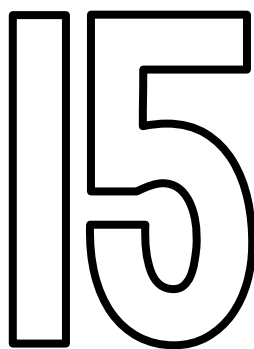
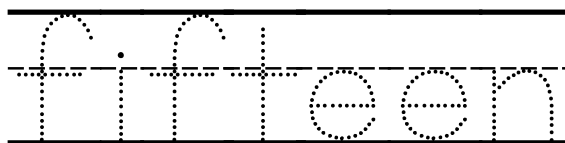
Name: _____ Date: _____

Practice writing the number.




hexagon

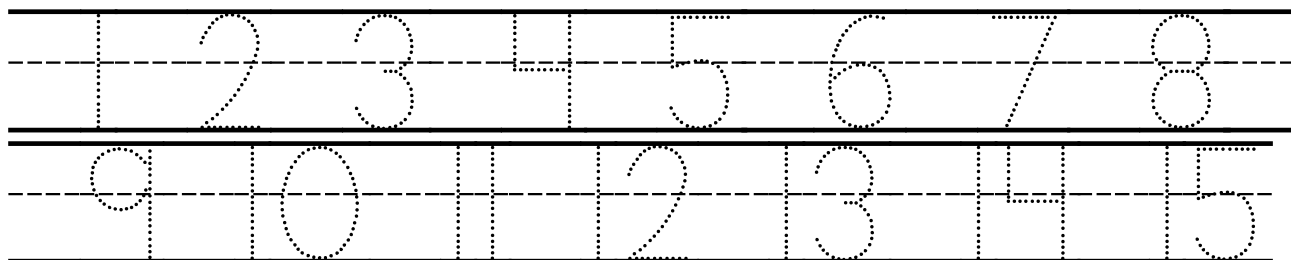
Trace the word.



Count and color the images.



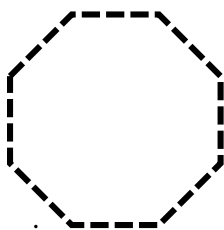
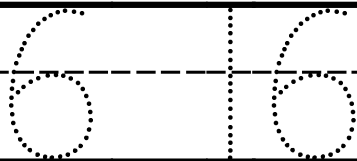
Review.



The Number Sixteen

Name: _____ Date: _____

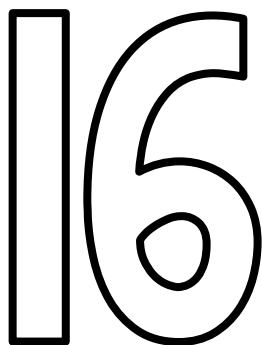
Practice writing the number.




octagon

Trace the word.

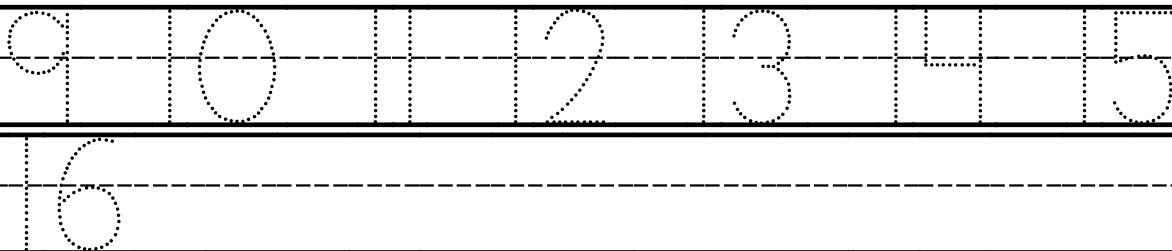
sixteen



Count and color the images.




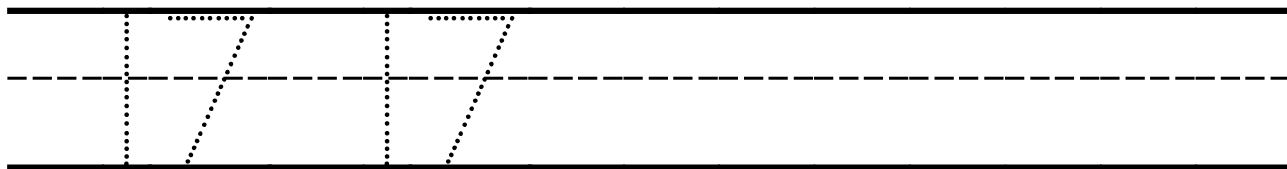
Review.



The Number Seventeen

Name: _____ Date: _____

Practice writing the number.




heart

Trace the word.

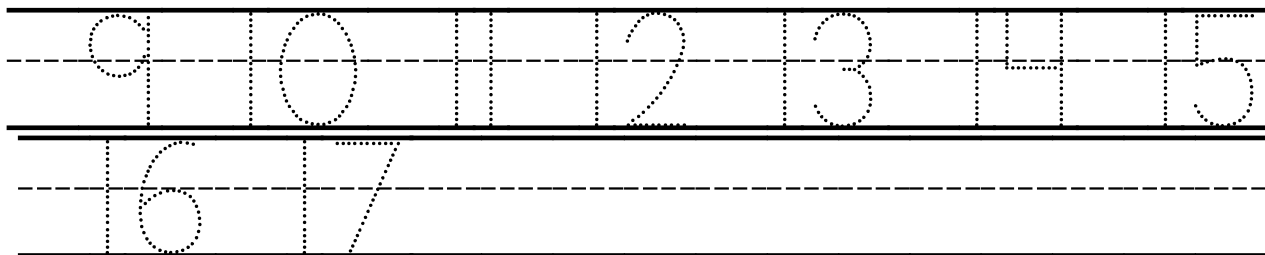
seventeen



Count and color the images.



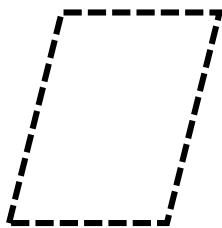
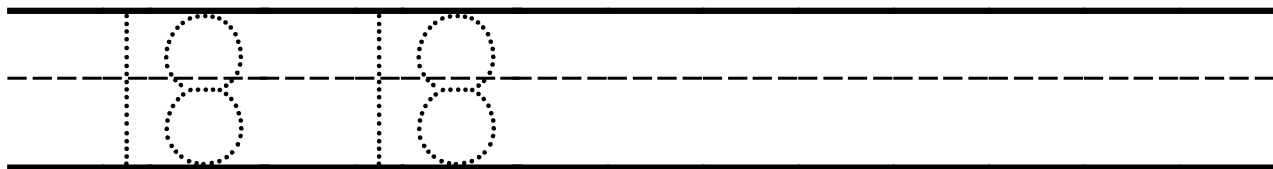
Review.



The Number Eighteen

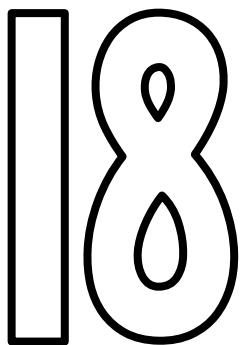
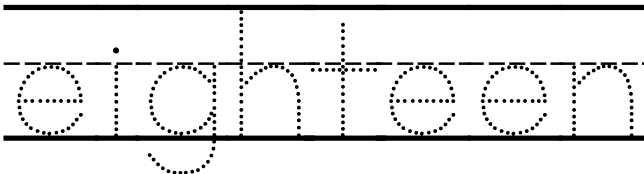
Name: _____ Date: _____

Practice writing the number.




parallelogram

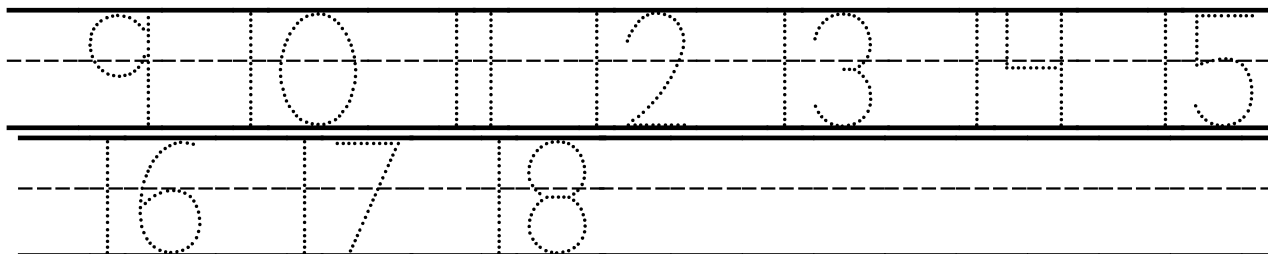
Trace the word.



Count and color the images.



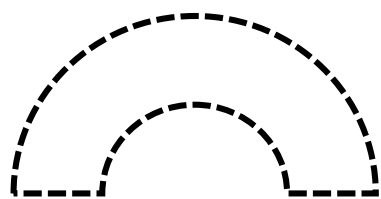
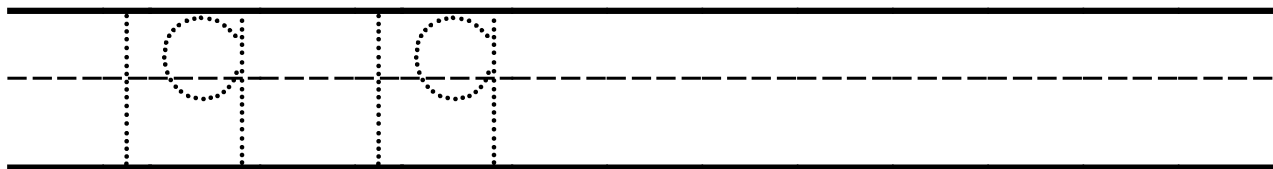
Review.



The Number Nineteen

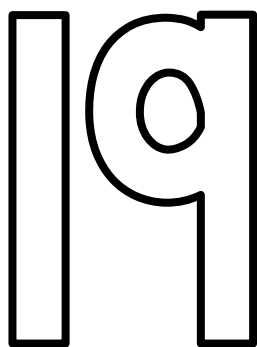
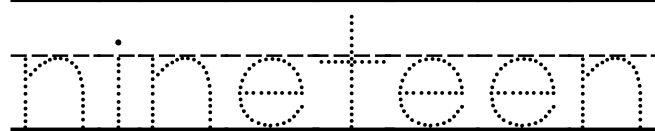
Name: _____ Date: _____

Practice writing the number.



arch

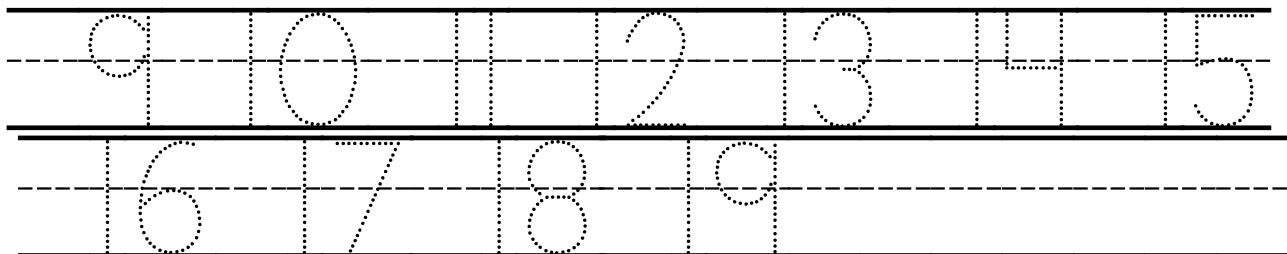
Trace the word.



Count and color the images.



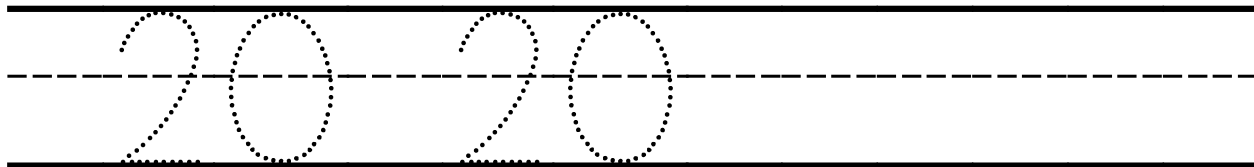
Review.



The Number Twenty

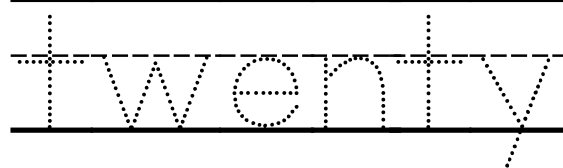
Name: _____ Date: _____

Practice writing the number.




rectangle

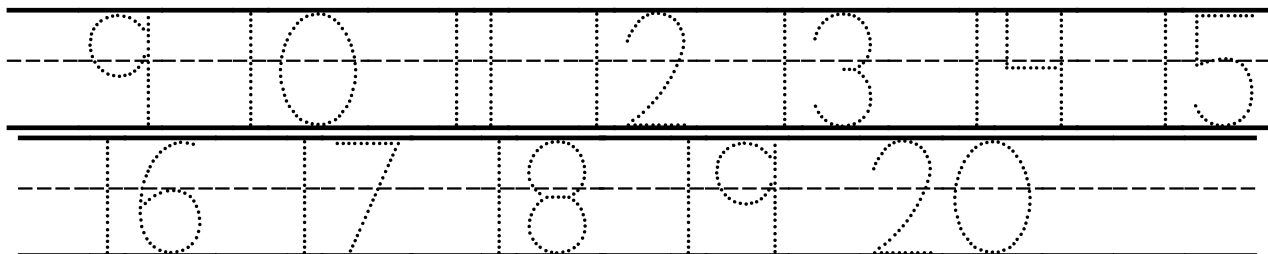
Trace the word.



Count and color the images.



Review.




Counting to 10

Name: _____ Date: _____


Count the items and write the number. _____



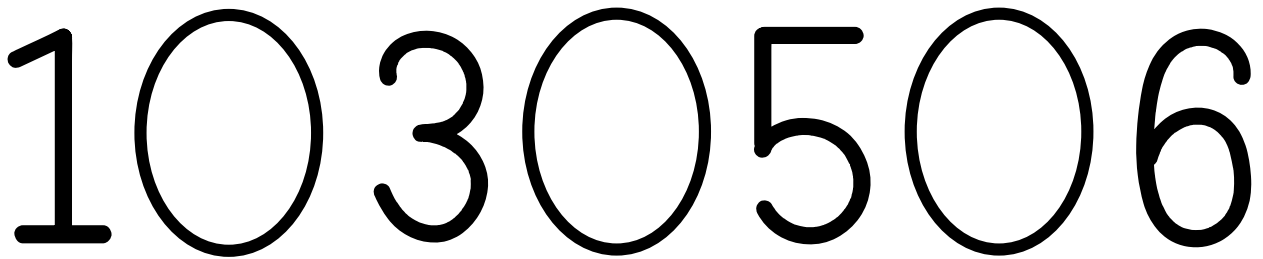
What comes before?



What comes next?



Fill in the missing numbers.



Review. Draw 10 things.

Counting to 20

Name: _____ Date: _____

Count the items and write the number.



What comes before?

○ 12

What comes next?

16 ○

Fill in the missing numbers.

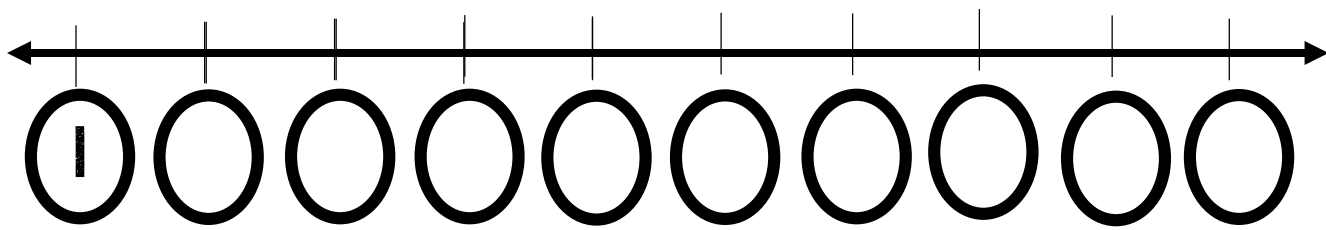
10 ○ 13 ○ 15

Review. Draw 20 things.

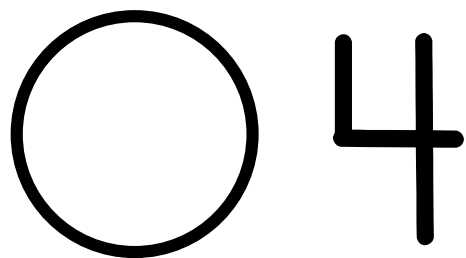
Number Line to 10

Name: _____ Date: _____

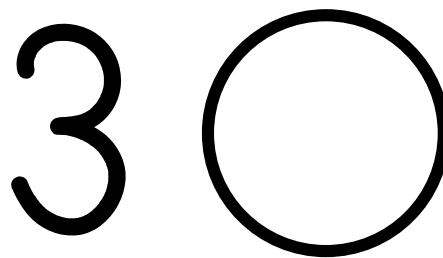
Fill in the number line.



What comes before?




What comes next?



Draw your own number line to 5.


Review. Color 4.




Counting to 10

Name: _____ Date: _____

Count the items circle the correct number.



7 5 6



3 5 4

Fill in the missing numbers.





5 ○ 7 ○ 9

Review. Draw 5 bugs.

Counting to 20

Name: _____ Date: _____

Count the items circle the correct number.



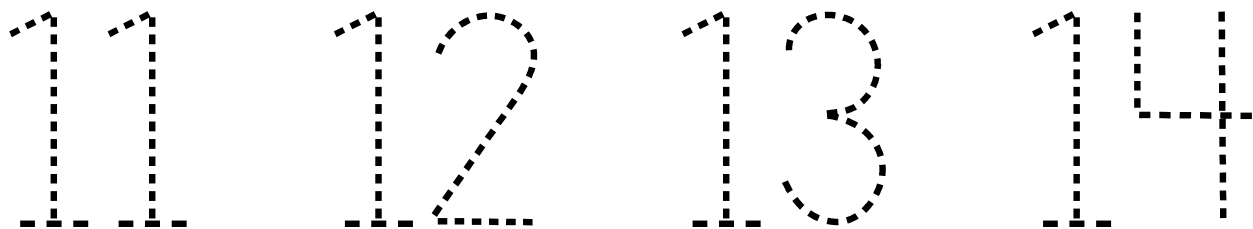
12 11 13

13 15 14

Fill in the missing numbers.

12 ○ 14 ○ 16



Review. Trace the numbers.



Counting to 20

Name: _____ Date: _____

Count the items and trace the number.

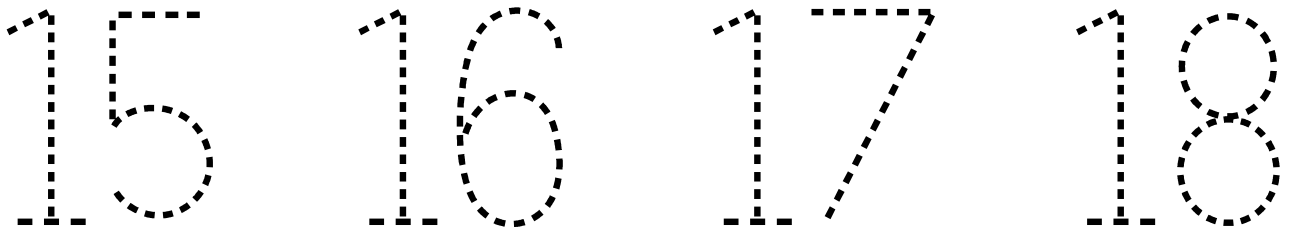


twenty

Fill in the missing numbers.




Review. Trace the numbers.



Counting To 30

Name: _____ Date: _____

Count the items circle the correct number.



20 21 22 23 24 25 26 27 28 29 30

Fill in the missing numbers.

20 ○ 22 ○ 24


Review. Count the squares to yourself.



Counting to 40

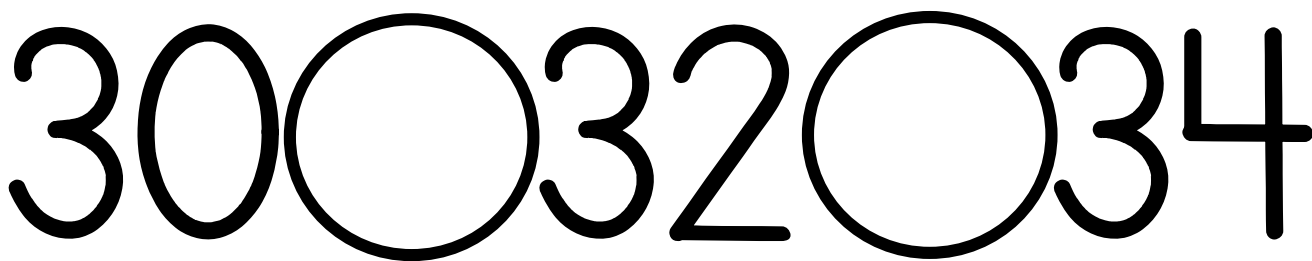
Name: _____ Date: _____

Count the items and trace the number.



forty

Fill in the missing numbers.



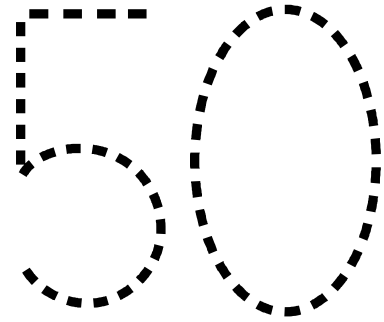
Review. Trace the numbers.



Counting to 50

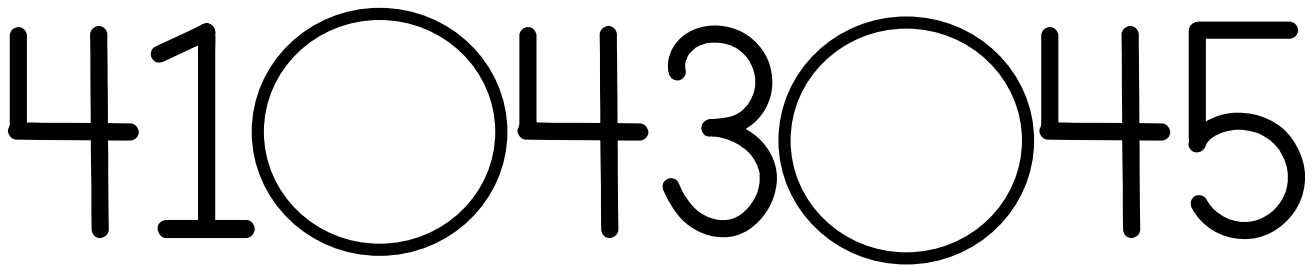
Name: _____ Date: _____

Count the items and trace the number.

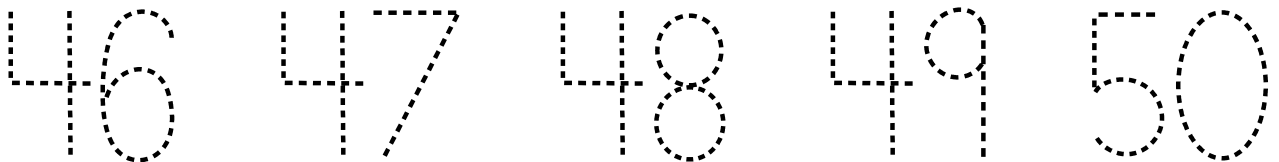


fifty

Fill in the missing numbers.

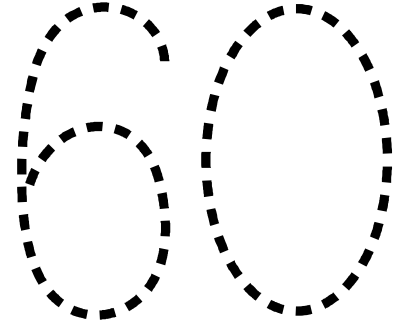



Review. Trace the numbers.



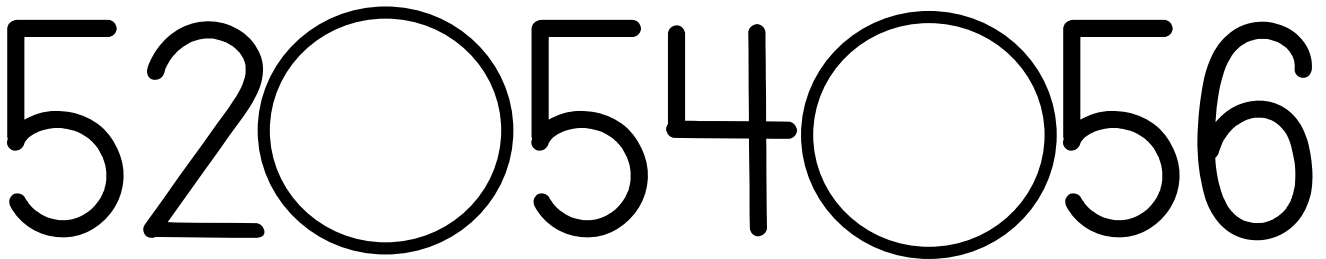
Counting to 60

Name: _____ Date: _____




sixty

Fill in the missing numbers.





Review. Trace the numbers.



Counting to 70

Name: _____ Date: _____

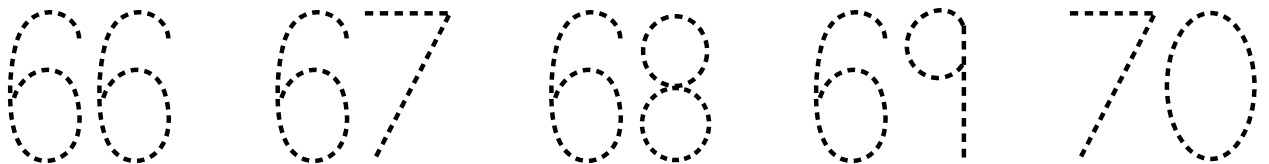


seventy

Fill in the missing numbers.



62 0 64 0 66

Review. Trace the numbers.



Counting to 80

Name: _____ Date: _____



eighty

Fill in the missing numbers.

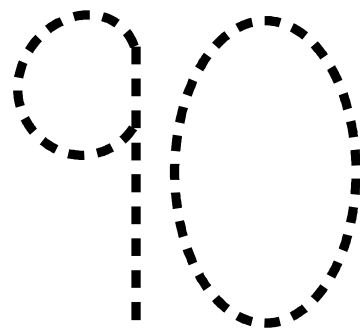



Review. Trace the numbers.



Counting to 90

Name: _____ Date: _____




ninety

Fill in the missing numbers.


81 ○ 83 ○ 85

Review. Trace the numbers.



Counting to 100

Name: _____ Date: _____



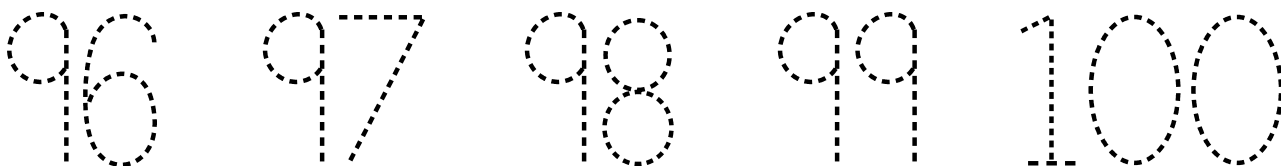
100

one
hundred

Fill in the missing numbers.

91 ○ 93 ○ 95

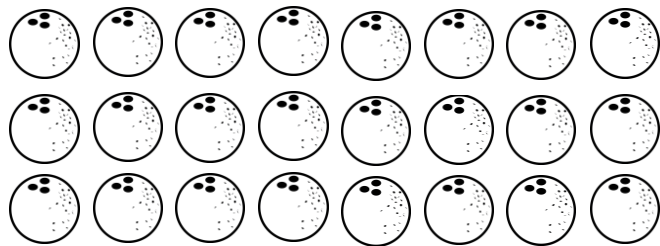
Review. Trace the numbers.



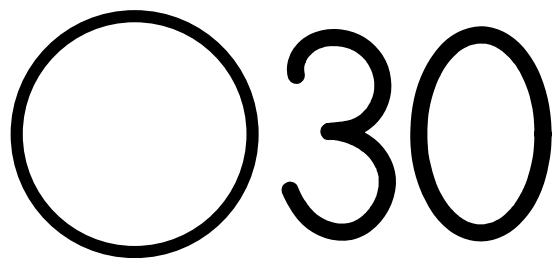
Counting To 50

Name: _____ Date: _____

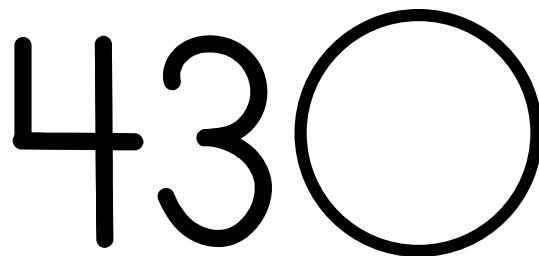
Count the items and write the number. _____




What comes before?




What comes next?



Write in the boxes 10 more and 10 less.



15



Review. Circle the correct number of items.

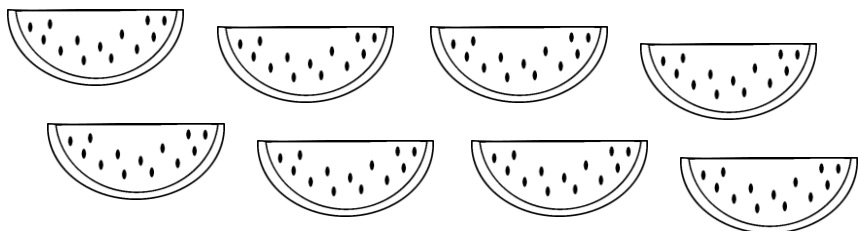


7 8 9

Counting to 100

Name: _____ Date: _____

Count the items and write the number. _____



What comes before?

○ 63

What comes next?

75 ○

Write in the boxes 10 more and 10 less.

□

88

□



Review. Circle the correct number of items.



20 21 22 23

Counting to 100

Name: _____ Date: _____



Counting Chart to 100

Name: _____ Date: _____

Finish filling in the 100 chart.

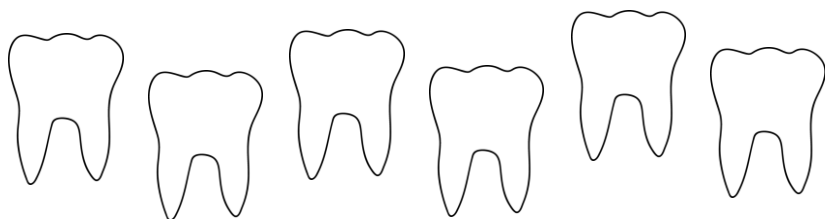
1		3	4	5	6	7		9	10
11	12	13		15	16		18	19	20
	22	23	24		26	27		29	30
31	32		34	35	36	37			
41		43	44	45		47	48	49	50
51		53	54	55		57	58	59	60
61	62		64	65	66	67	68		70
	72	73		75	76		78	79	
81	82	83	84		86	87	88	89	90
91	92		94	95	96			99	100

I Can Count To 100!

I More and I Less

Name: _____ Date: _____

Count the items. Write the number that is one more.



What number is one more?

5

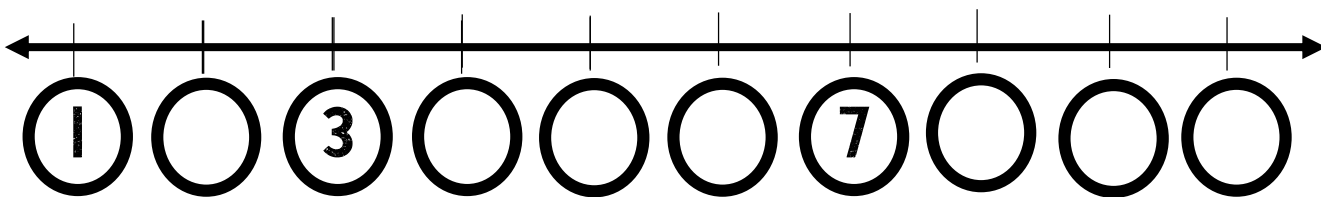
□

What number is one less?

3

□

Fill in the missing numbers on the number line.



Review. Circle the correct number of items.



8

10

9

2 More and 2 Less

Name: _____ Date: _____

Count the items. Write the number that is 2 less.



What number is 2 more?

1

□

What number is 2 less?


7

□

Draw 2 more items and write the new number.



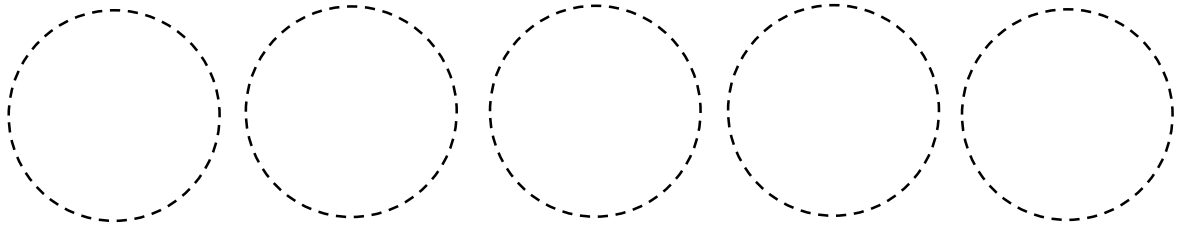
Review. Count the circles.



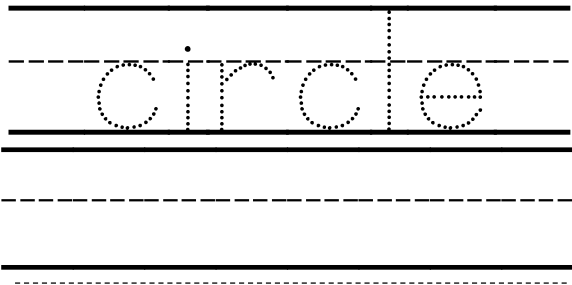
Shapes - Circle

Name: _____ Date: _____


Trace the shape.



Write the name.



Draw three circles.



circle

Review. Write the numbers from 1 to 10 in the boxes.

--	--	--	--	--	--	--	--	--	--

Shapes - Square

Name: _____ Date: _____


Trace the shape.



Write the name.

square

Draw three squares.



square


Review. Write the numbers from 10 to 20 in the boxes.

--	--	--	--	--	--	--	--	--	--

Shapes - Oval

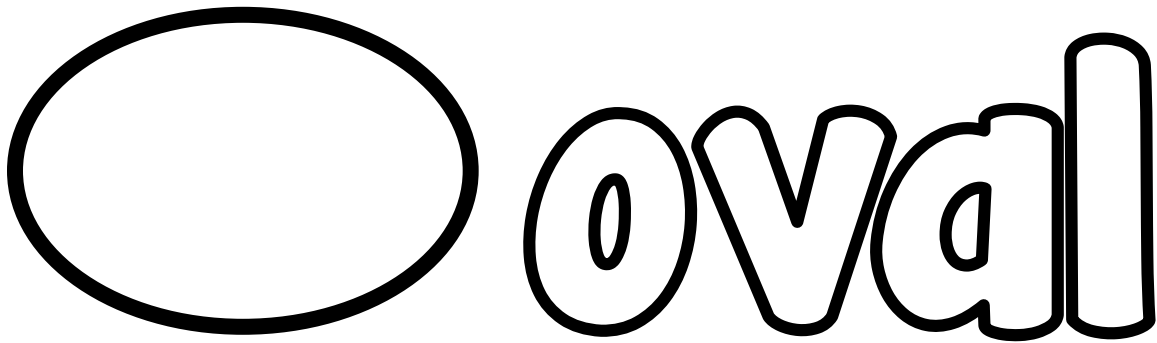
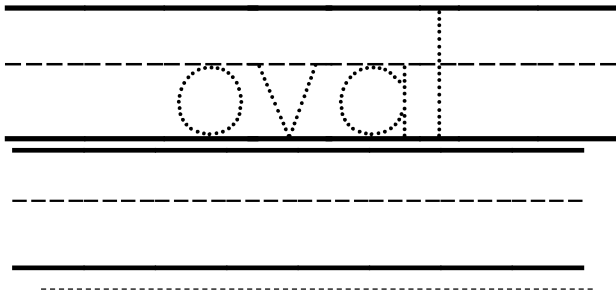
Name: _____ Date: _____

Trace the shape.



Write the name.

Draw three ovals.



Review. Color 7 ice cream cones.



Counting

Name: _____ Date: _____

Follow the instructions for each question.

1. Circle the group that has four.

a



b



c



2. Circle the group that has five.

a



b



c



3. Draw eight circles.

A large empty rectangular box with a solid black border, intended for the student to draw eight circles inside.


Counting

Name: _____

Date: _____

























Which is Bigger?

Name: _____ Date: _____




Color the image with the biggest number in each pair.



Comparing More or Less?

Name: _____ Date: _____


Count the items and write the number.



Which is the Smallest?

Name: _____ Date: _____







Write the number that comes before and after each number below.



Counting

Name: _____ Date: _____

Count the items and color in the correct bubble.

 <p>5</p> <p>4</p> <p>6</p>	 <p>4</p> <p>5</p> <p>3</p>
 <p>3</p> <p>5</p> <p>4</p>	 <p>2</p> <p>1</p> <p>3</p>
 <p>7</p> <p>6</p> <p>5</p>	 <p>4</p> <p>2</p> <p>3</p>

Left, Middle, Right


Name: _____ Date: _____

Color the last apple blue.
Color the first apple green.
Color the apple in the middle yellow.




Draw .


First – Square



Middle – Triangle



Last - Circle




Left, Middle, Right

Name: _____ Date: _____



Color the third basket red.
Color the fourth basket green.
Color the second basket yellow.
Color the first basket blue.
Color the fifth basket orange



Circle the Middle item. Color the Right item.






Graphing

Name: _____ Date: _____

Use a paper clip and pencil to create a spinner.

Mark on a box each time the spinner lands on the image.











Color the image that was rolled the most.


Finish the Pattern

Name: _____ Date: _____



ABAB Patterns

Name: _____ Date: _____





Review. Write the number word.

1

ABAB Patterns

Name: _____ Date: _____






Review. Write the number word.

2

ABCABC Patterns

Name: _____ Date: _____

Count the items and write the number.







Review. Write the number word.

3


ABCABC Patterns

Name: _____ Date: _____

Count the items and write the number.



Review. Count and fill in the correct bubble.



5

6

Row Patterns



Name: _____ Date: _____



Graphing

Name: _____ Date: _____

Fill in a box on the graph for each item in the picture.



100 Chart Count By 2

Name: _____ Date: _____

Finish filling in the 100 chart.

1		3		5		7		9	
11		13		15		17		19	
21		23		25		27		29	
31		33		35		37		39	
41		43		45		47		49	
51		53		55		57		59	
61		63		65		67		69	
71		73		75		77		79	
81		83		85		87		89	
91		93		95		97		99	

I Can Count By 2!

100 Chart Count by 10

Name: _____ Date: _____

Finish filling in the 100 chart.

1	2	3	4	5	6	7	8	9	
11	12	13	14	15	16	17	18	19	
21	22	23	24	25	26	27	28	29	
31	32	33	34	35	36	37	38	39	
41	42	43	44	45	46	47	48	49	
51	52	53	54	55	56	57	58	59	
61	62	63	64	65	66	67	68	69	
71	72	73	74	75	76	77	78	79	
81	82	83	84	85	86	87	88	89	
91	92	93	94	95	96	97	98	99	

I Can Count By 10!

100 Chart Count by 5

Name: _____ Date: _____

Finish filling in the 100 chart.

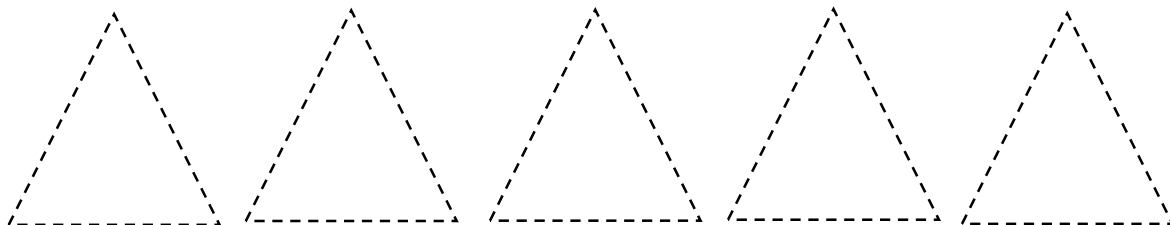
1	2	3	4		6	7	8	9	
11	12	13	14		16	17	18	19	
21	22	23	24		26	27	28	29	
31	32	33	34		36	37	38	39	
41	42	43	44		46	47	48	49	
51	52	53	54		56	57	58	59	
61	62	63	64		66	67	68	69	
71	72	73	74		76	77	78	79	
81	82	83	84		86	87	88	89	
91	92	93	94		96	97	98	99	

I Can Count By 5!

Shapes - Triangle

Name: _____ Date: _____


Trace the shape.



Write the name.

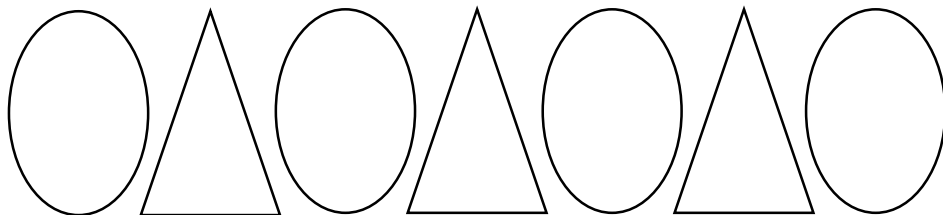
triangle

Draw three triangles.



triangle

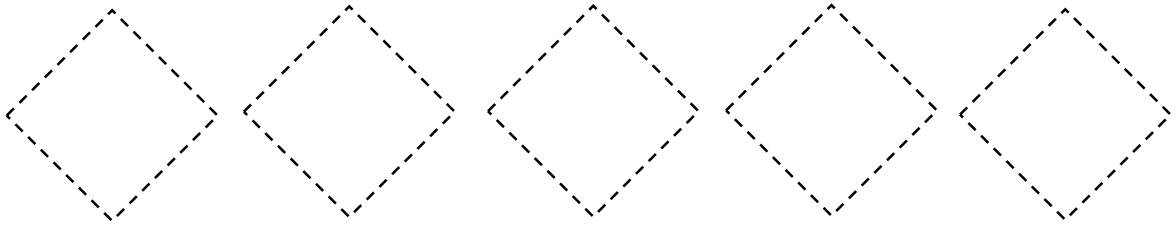
Review. Finish the pattern oval, triangle, oval...



Shapes - Diamond

Name: _____ Date: _____


Trace the shape.



Write the name.


diamond

Draw three diamonds.



diamond

Review. Trace the shape name.

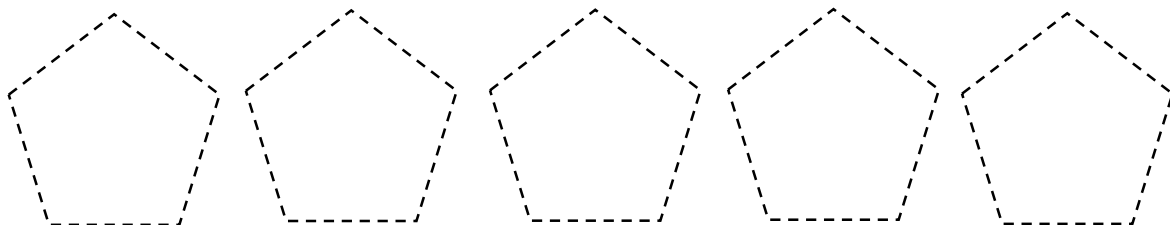


circle

Shapes - Pentagon

Name: _____ Date: _____

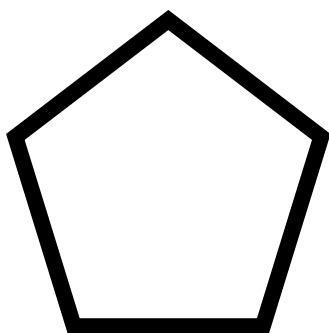
Trace the shape.



Write the name.


pentagon

Draw three pentagons.



pentagon

Review. Trace the shape name.



square

Shapes - Heart

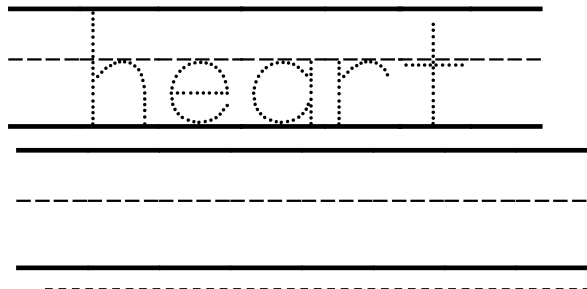
Name: _____ Date: _____

Trace the shape.




Write the name.

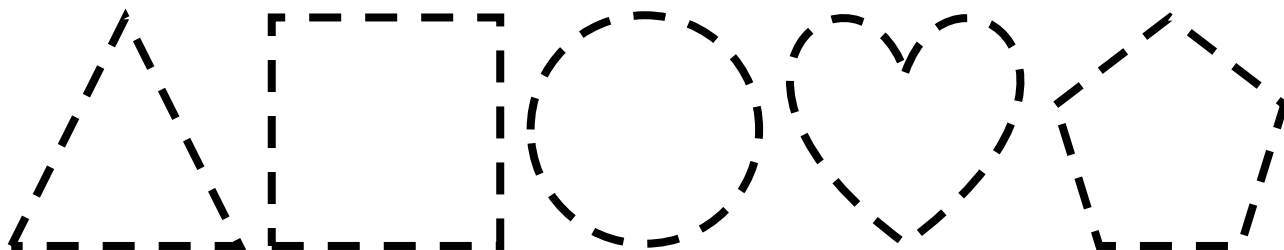
Draw three hearts.



heart



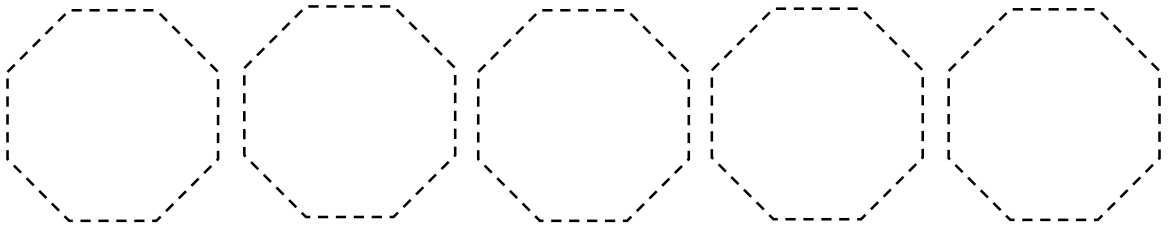
Review. Trace the shapes. Can you name them?



Shapes - Octagon

Name: _____ Date: _____

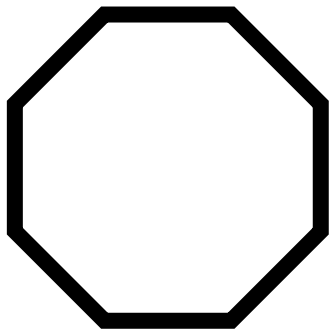
Trace the shape.



Write the name.

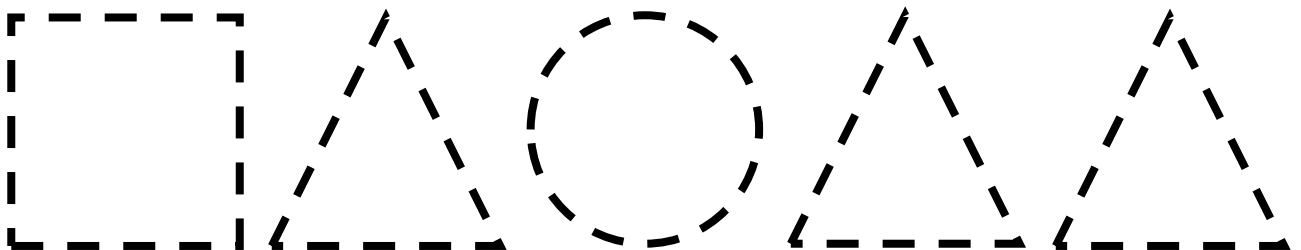
octagon

Draw three octagons.



octagon


Review. Find and trace the triangles



Shapes - Rectangle

Name: _____ Date: _____


Trace the shape.



Write the name.

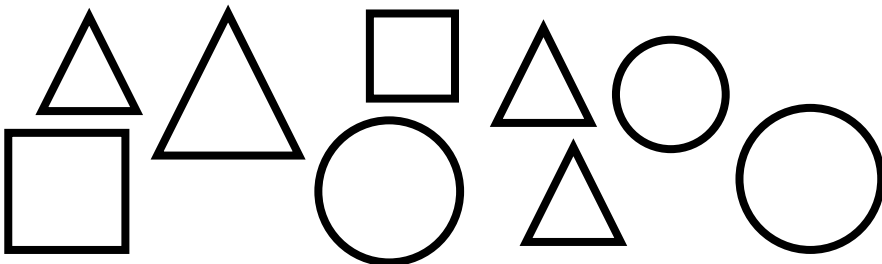
rectangle

Draw three rectangles.



rectangle

Review. Count the shapes and write the number.



Circles _____

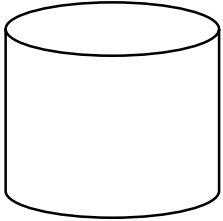
Squares _____

Triangles _____

Shapes - 3d Shapes

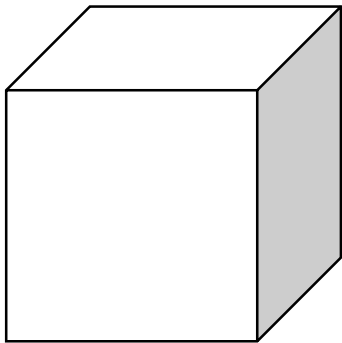
Name: _____ Date: _____

Trace the shape name.



cylinder

Circle the items that are cylinder.



cube

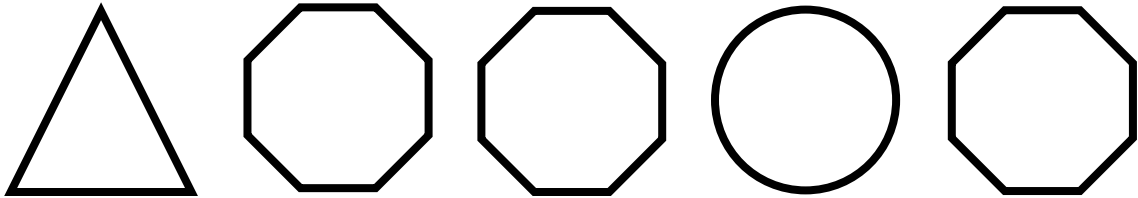
Review.. Write in the missing numbers

13 ○ 15 ○ 17

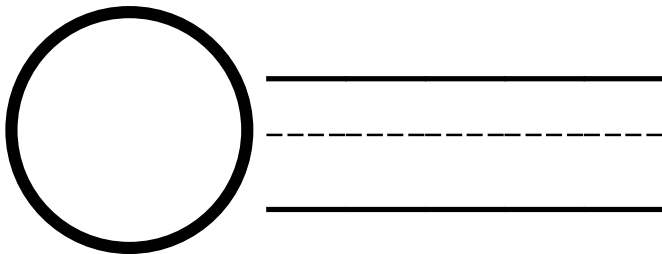
Review - Shapes

Name: _____ Date: _____


Circle the octagons.




What is this shape?



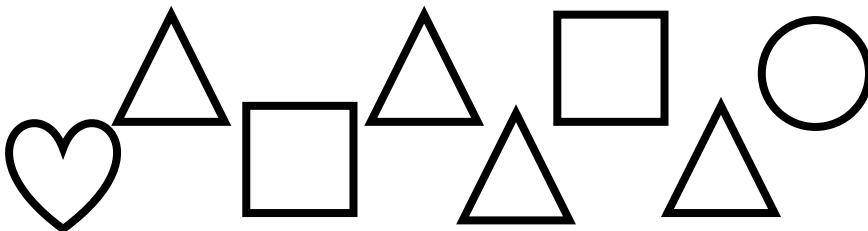
What is this shape?



Trace. How many corners does a square have?




How many triangles are there?




Addition Up to 5

Name: _____ Date: _____


Count the items and write the sum.




What comes before?



What comes next?



Use the images to solve the addition problem.



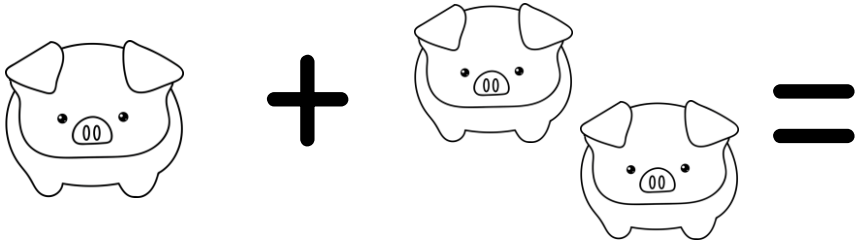
Review. Write the number word.

1

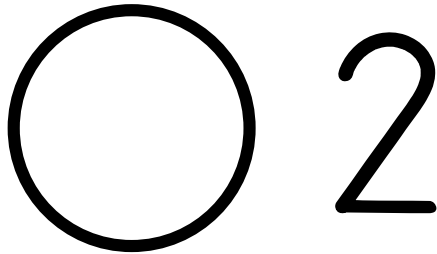
Addition Up to 5

Name: _____ Date: _____


Count the items and write the number.




What comes before?



What comes next?



Use the images to solve the addition problem.




Review. Write the number word.

2


Addition Up to 5

Name: _____ Date: _____


Count the items and write the number.




What comes before?



What comes next?



Use the images to solve the addition problem.




Review. Write the number word.

3


Addition Up to 5

Name: _____ Date: _____

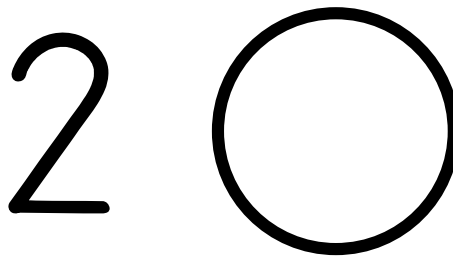
Count the items and write the number.



What comes before?



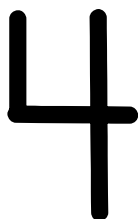
What comes next?



Use the images to solve the addition problem.




Review. Write the number word.




Addition Up to 5

Name: _____ Date: _____


Count the items and write the number.



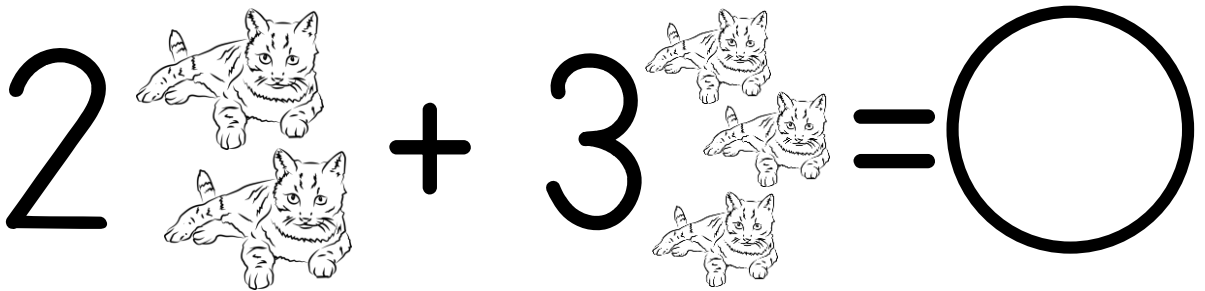
What comes before?



What comes next?



Use the images to solve the addition problem.




Review. Write the number word.

5


Addition Up to 10

Name: _____ Date: _____


Count the items and write the number.



What comes before?



What comes next?



Use the images to solve the addition problem.




Review. Write the number word.

6


Addition Up to 10

Name: _____ Date: _____


Count the items and write the number.



What comes before?



What comes next?



Use the images to solve the addition problem.




Review. Write the number word.

7


Addition Up to 10

Name: _____ Date: _____


Count the items and write the number.



What comes before?




What comes next?



Use the images to solve the addition problem.



Review. Write the number word.



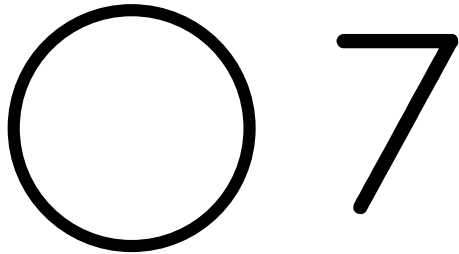
Addition Up to 10

Name: _____ Date: _____


Count the items and write the number.




What comes before?



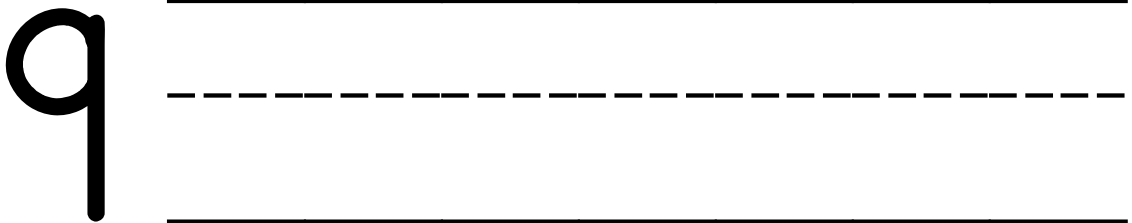
What comes next?



Use the images to solve the addition problem.




Review. Write the number word.




Addition Up to 10

Name: _____ Date: _____


Count the items and write the number.



What comes before?



What comes next?



Use the images to solve the addition problem.




Review. Write the number word.

10

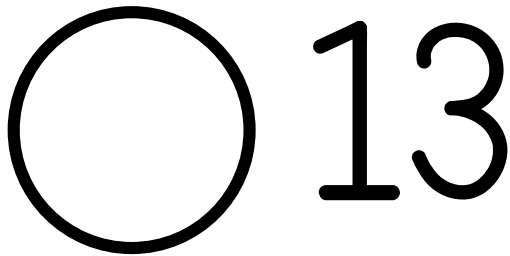
Addition Up to

Name: _____ Date: _____

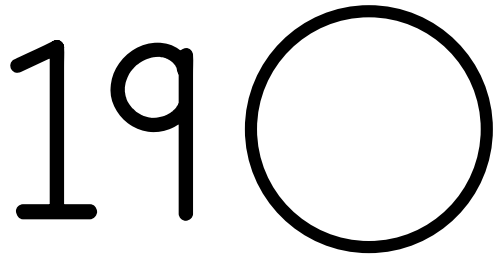
Count the items and write the number.




What comes before?



What comes next?



Use the images to solve the addition problem.



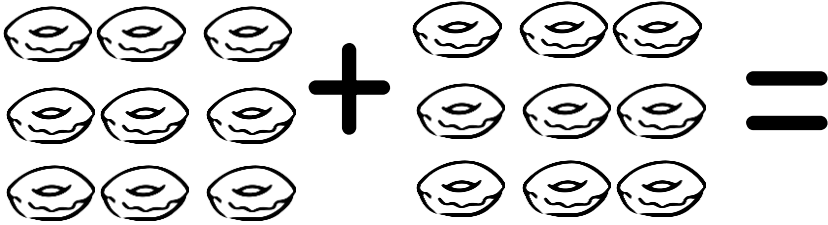
Review. Write the number word.

11


Addition

Name: _____ Date: _____

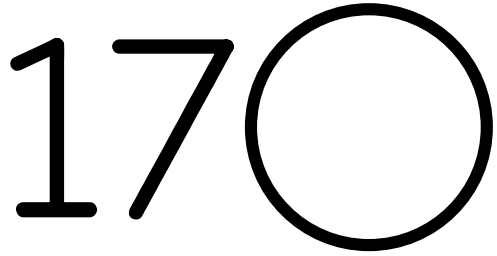
Count the items and write the number.



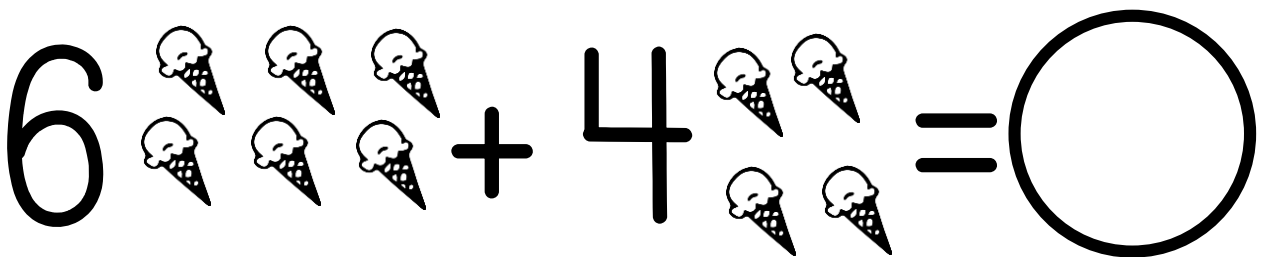
What comes before?



What comes next?



Use the images to solve the addition problem.



Review. Write the number word.

12

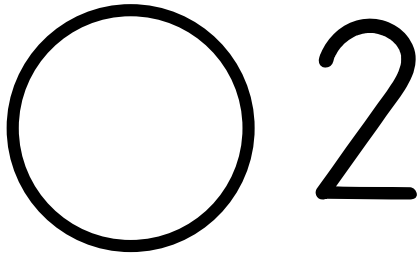
Addition

Name: _____ Date: _____

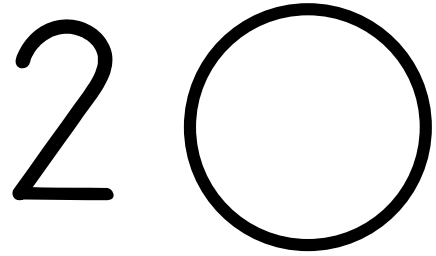
Count the items and write the number.




What comes before?



What comes next?



Use the images to solve the addition problem.




Review. Write the number word.

13


Addition

Name: _____ Date: _____

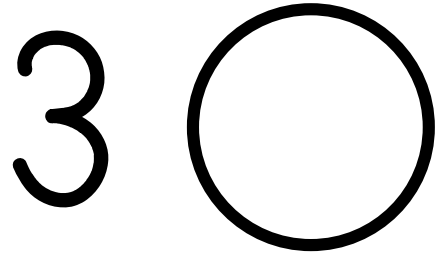
Count the items and write the number.



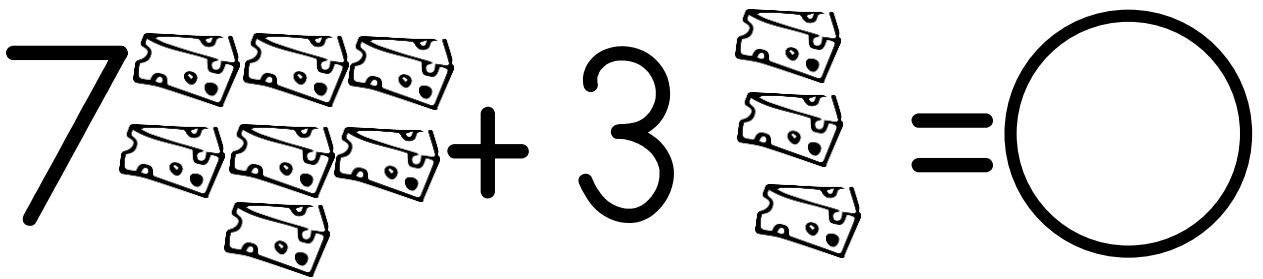
What comes before?



What comes next?



Use the images to solve the addition problem.



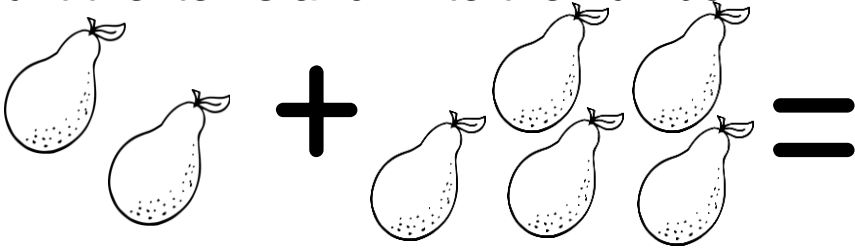
Review. Write the number word.

14

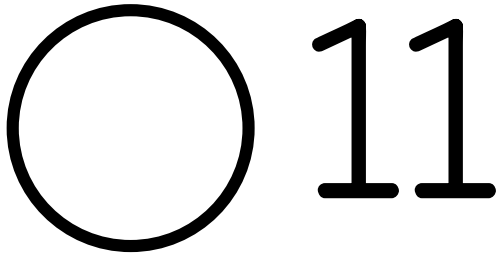
Addition

Name: _____ Date: _____

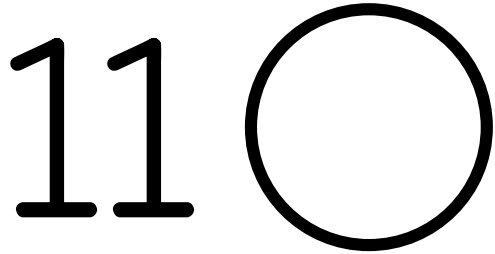
Count the items and write the number.




What comes before?



What comes next?



Use the images to solve the addition problem.



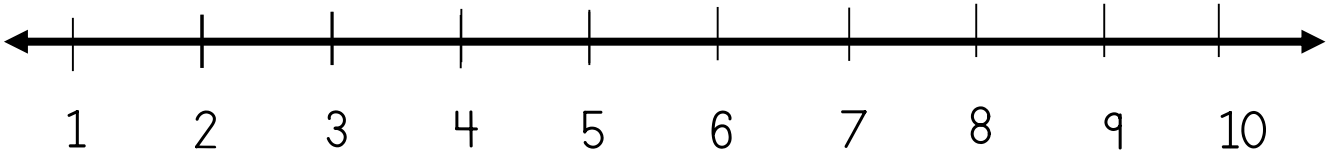
Review. Write the number word.

15


Addition

Name: _____ Date: _____

Count the items and write the number.




What comes before?



14

What comes next?

5



Use the number line to find the sum of the problems.

Put your
finger on 2.
Count over
5 numbers.

$$2 + 5 = \bigcirc$$

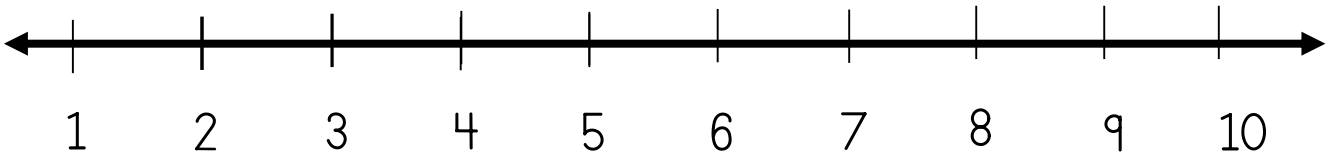
Review. Write the number word.

16


Addition

Name: _____ Date: _____


Count the items and write the number.



What comes before?



What comes next?



Use the number line to find the sum of the problems.

Put your
finger on 3.
Count over
2 numbers.

$$3 + 2 = \bigcirc$$

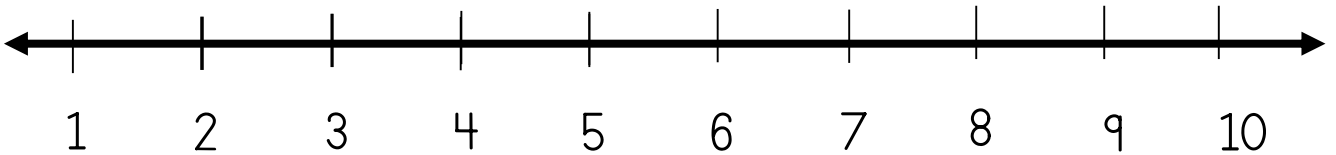
Review. Write the number word.

17

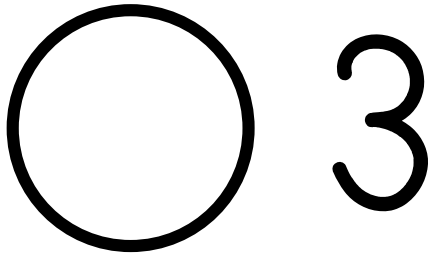
Addition

Name: _____ Date: _____


Count the items and write the number.



What comes before?



What comes next?



Use the number line to find the sum of the problems.

Put your
finger on 1.
Count over
2 numbers.

$$1 + 2 = \bigcirc$$

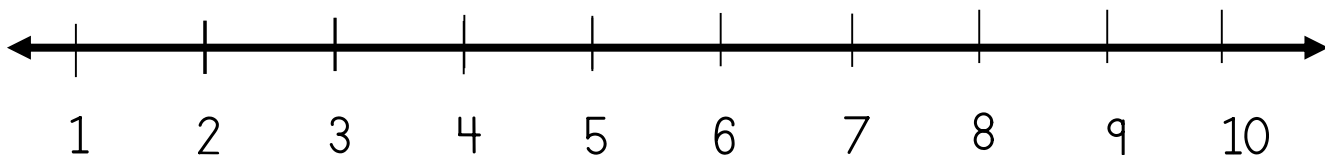
Review. Write the number word.

18


Addition

Name: _____ Date: _____

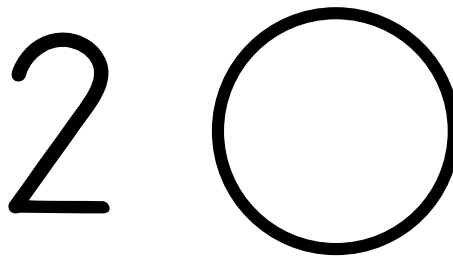
Count the items and write the number.



What comes before?



What comes next?



Use the number line to find the sum of the problems.

Put your
finger on 5.
Count over 3
numbers.

$$5 + 3 = \bigcirc$$

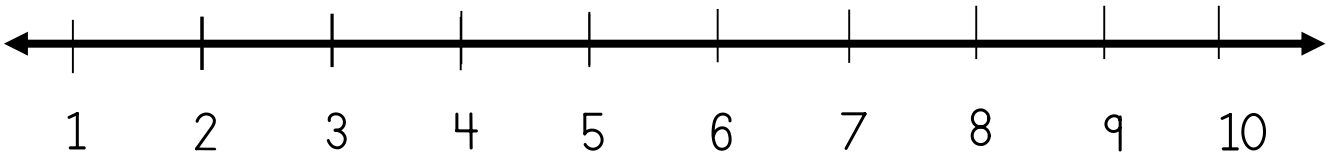
Review. Write the number word.

19

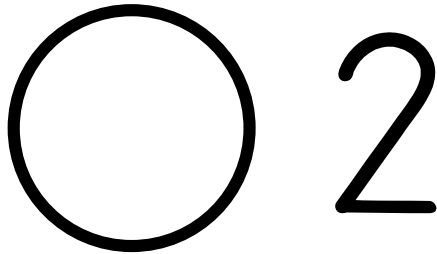
Addition

Name: _____ Date: _____


Count the items and write the number.



What comes before?



What comes next?



Use the number line to find the sum of the problems.

Put your
finger on 6.
Count over 1
number.

$$6 + 1 = \bigcirc$$


Review. Write the number word.

20

Find the Sum

Name: _____ Date: _____

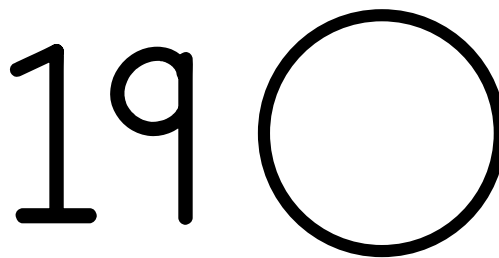
Count the items and write the number.



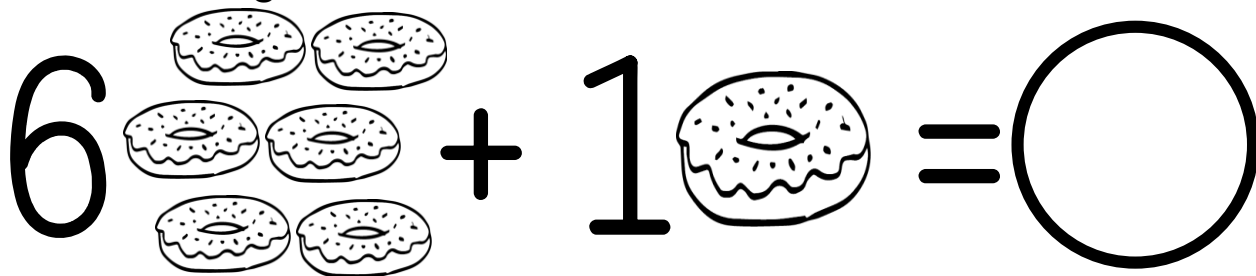
What comes before?




What comes next?



Use the images to find the sum.



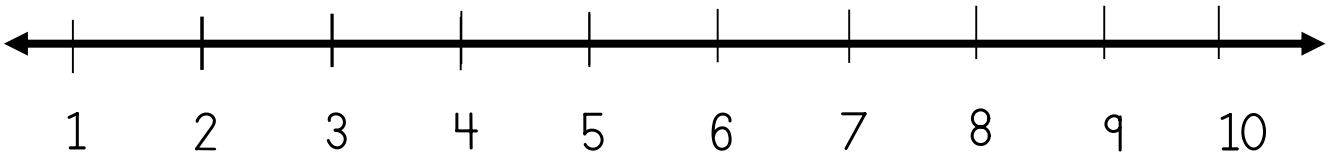
Review. Write the number.




Addition

Name: _____ Date: _____


Use the number line to finish the page.



What is 2 more?



What is 2 less?



Use the number line to find the sum of the problems.

$$\begin{array}{r} 1 \\ + 2 \\ \hline \end{array}$$

$$\begin{array}{r} 1 \\ + 4 \\ \hline \end{array}$$

$$\begin{array}{r} 2 \\ + 3 \\ \hline \end{array}$$

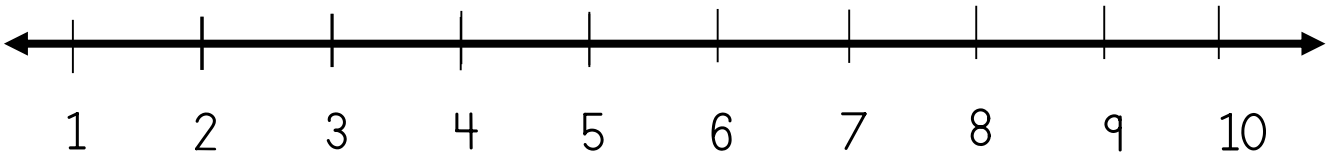
$$\begin{array}{r} 9 \\ + 1 \\ \hline \end{array}$$

1 2 3 4 5 6 7 8 9 10


Addition

Name: _____ Date: _____


Use the number line to finish the page.



What comes before?



What comes next?



Use the number line to find the sum of the problems.

$$\begin{array}{r} 3 \\ + 4 \\ \hline \end{array}$$

$$\begin{array}{r} 2 \\ + 5 \\ \hline \end{array}$$

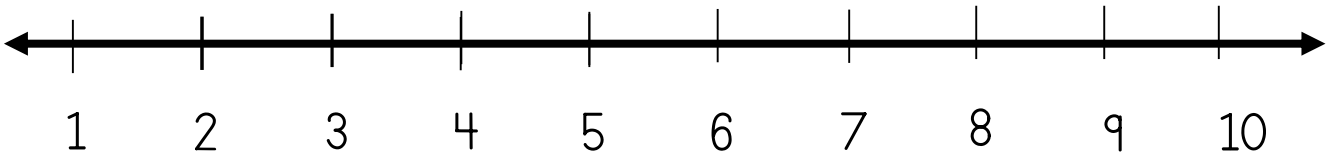
$$\begin{array}{r} 6 \\ + 2 \\ \hline \end{array}$$

$$\begin{array}{r} 3 \\ + 7 \\ \hline \end{array}$$

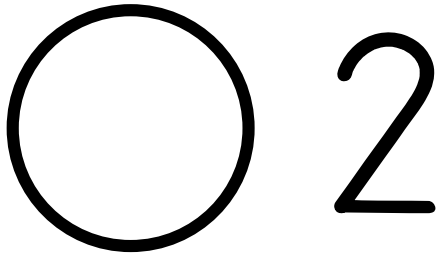
Addition

Name: _____ Date: _____


Use the number line to finish the page.



What comes before?



What comes next?



Use the number line to find the sum of the problems.

$$\begin{array}{r} 3 \\ + 6 \\ \hline \end{array}$$

$$\begin{array}{r} 2 \\ + 2 \\ \hline \end{array}$$

$$\begin{array}{r} 3 \\ + 3 \\ \hline \end{array}$$

$$\begin{array}{r} 4 \\ + 2 \\ \hline \end{array}$$









Ten Frame

Name: _____

Date: _____

Color in the ten frame.

3








Ten Frame

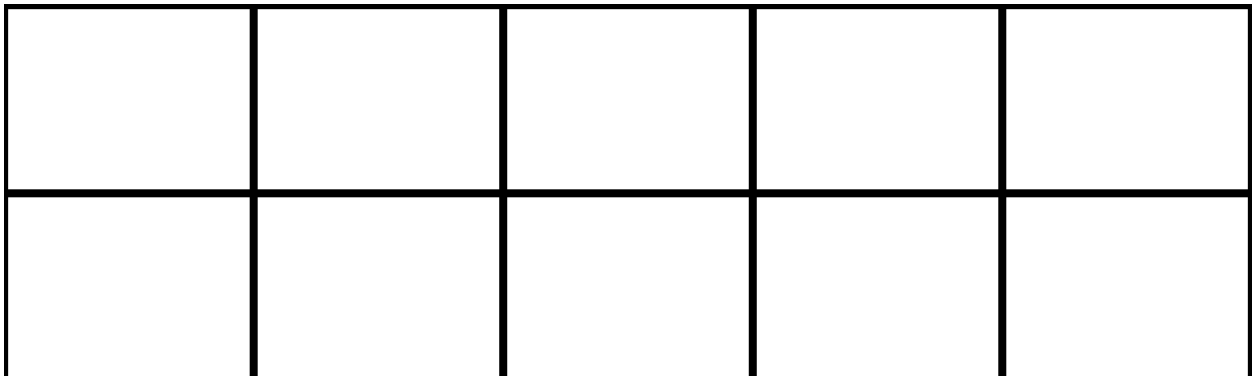
Name: _____

Date: _____

Count the items and fill in the 10 frame



Use the ten frame to count up to ten.




Ten Frame

Name: _____

Date: _____



Color in the ten frame.

7

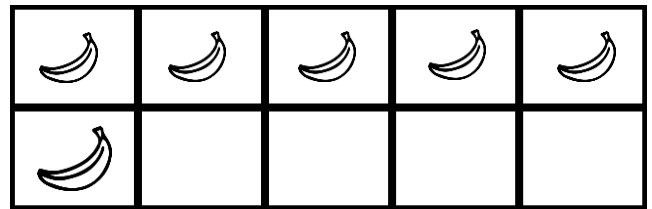


Color in the ten frame.

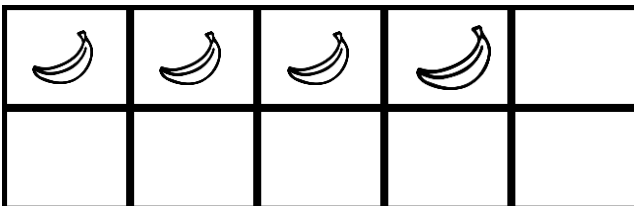
5




$$+ = 10$$



$$+ = 10$$



$$+ = 10$$



$$+ = 10$$

Count By 2

Name: _____ Date: _____

Count by two filling in the numbers.

1 _ 3 _ 5 _ 6 _ 7 _ 9

Finish the pattern.


2, 4, 6 _ _

What is 2 more than each?

5 3

Count by two up to ten.

Review. Find the sum.



Count By 5

Name: _____ Date: _____

Count by five.

5

Finish the pattern.

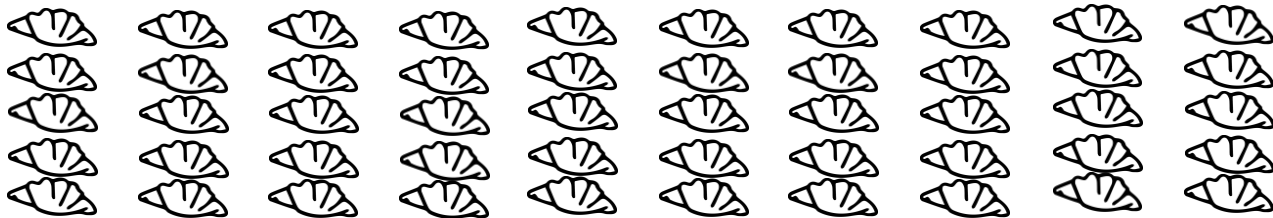
5, 10, 15, _____

What is 2 more than each?


4

6

Count by 5 up to 50.



Review. Find the sum.



Count By 10

Name: _____ Date: _____

Count by ten filling in the numbers.

10 30


Finish the pattern.

10, 20, 30 _____


What is 2 more than each?

8 7

Count by ten up to 100.



Review. Find the sum.



Word Problems

Name: _____ Date: _____

Read the statement and find the sum.

1. Jack has 3 apples and Annie has 2 apples.
How many apples do they have together?

Jack

Annie



$$3 + 2 =$$

2. Max has 2 apples and Harry has 4 apples.
How many apples do they have together?

Max


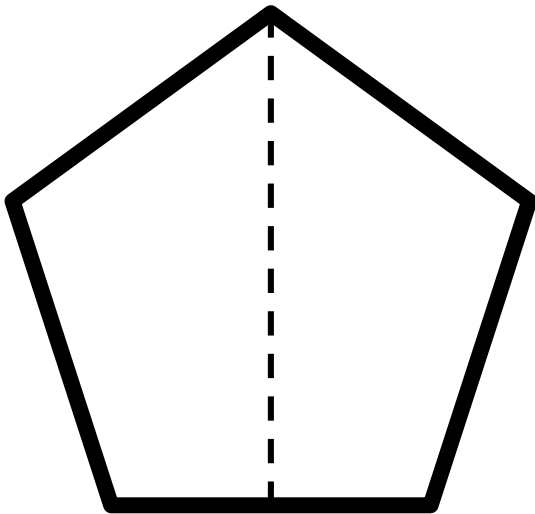

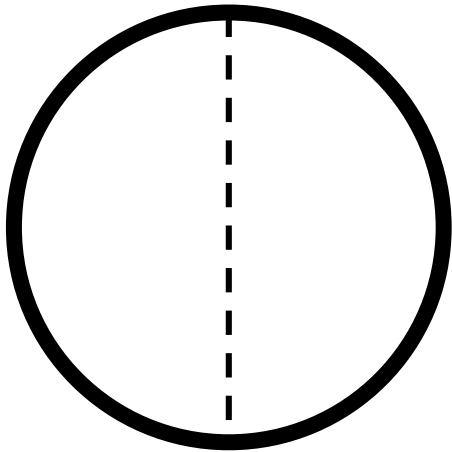
Harry

$$\square + \square = \square$$

Fractions - 1/2

Name: _____ Date: _____

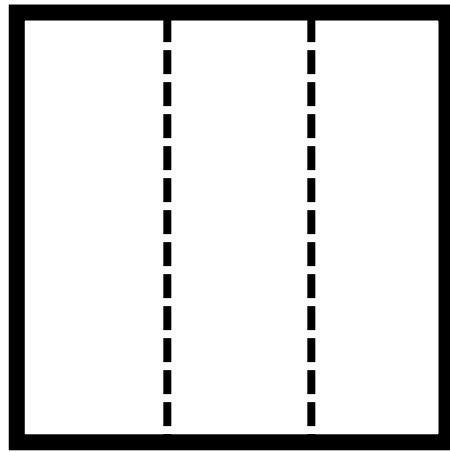
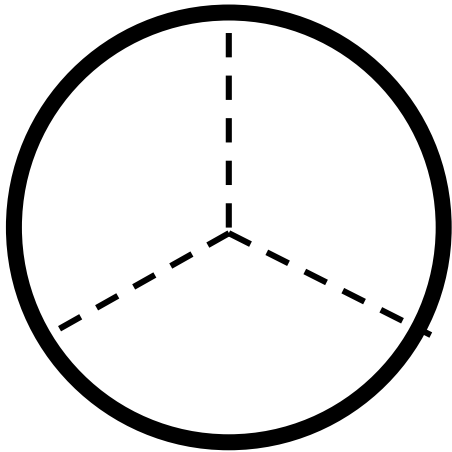
Color $\frac{1}{2}$ of each shape.




Fractions - $\frac{1}{3}$

Name: _____ Date: _____

Color $\frac{1}{3}$ of each shape.

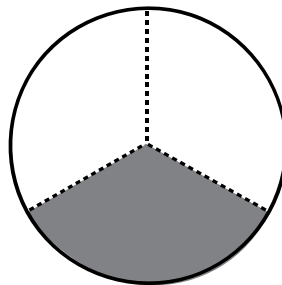


What is the fraction of the shaded part?



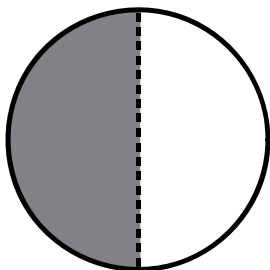
$\frac{1}{2}$

$\frac{1}{3}$




$\frac{1}{2}$

$\frac{1}{3}$



$\frac{1}{2}$

$\frac{1}{3}$



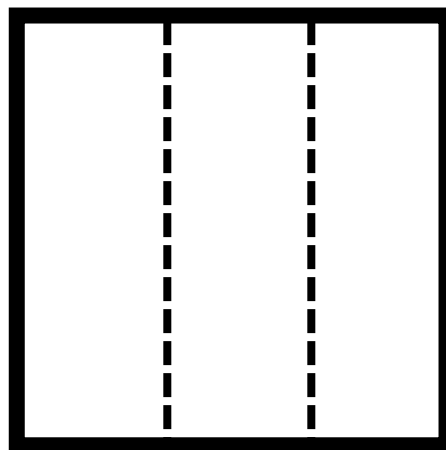
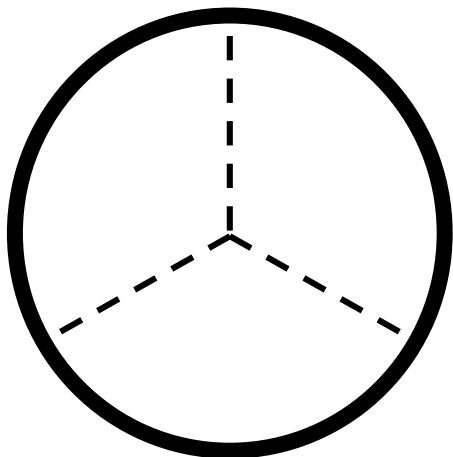
$\frac{1}{2}$

$\frac{1}{3}$

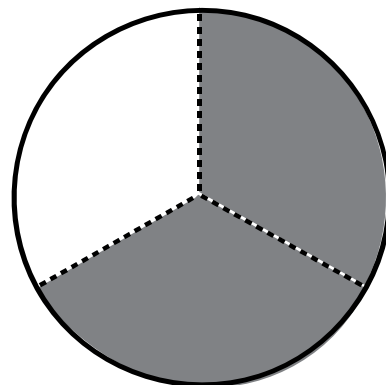
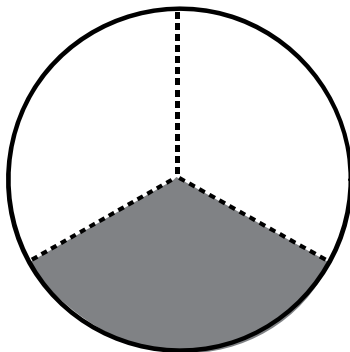

Fractions - 2/3

Name: _____ Date: _____

Color $\frac{2}{3}$ of each shape.



Circle the image that shows $\frac{2}{3}$ shaded.



Review. Find the sums.

$$4 + 3 =$$

$$2 + 4 =$$

Above or Below?

Name: _____ Date: _____


Is the cat above or below the fish?




Above

Below



Color the shape above the square red.
Color the shape below the triangle green.



Draw a sun above the barn. Draw a tree below the cloud.




Review. Color in the ten frame.



Is There Enough?

Name: _____ Date: _____


Is there enough ice cream for each child to get one?



Is there enough footballs for each player to get one?



Review.





heart


Comparing More or Less?

Name: _____ Date: _____

Circle the group with more.



Draw a group with 1 more than this group.





Review. Color in an ABAB pattern.




Which is the Largest?

Name: _____ Date: _____

Circle the one that is larger than the others.






Review. Finish the pattern.



Which is the Smallest?

Name: _____ Date: _____

Circle the one that is smaller than the others.





Review. Finish up to 10.

0 1 2 3 4 5

Review - Comparing



Name: _____ Date: _____

Is the image in the circle smaller or larger than the image in the square?





Smaller

Larger



Smaller

Larger




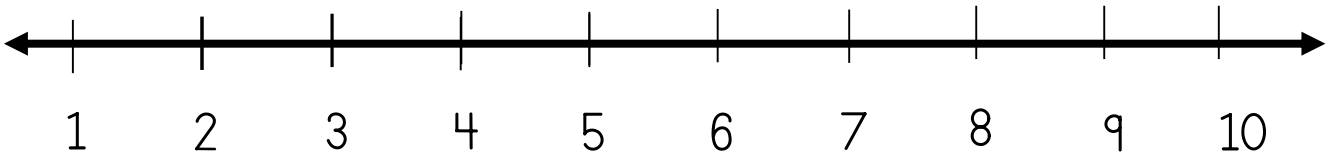
Smaller

Larger

Subtraction

Name: _____ Date: _____

Use the number line to finish the page.



I had 5 chickens.

3 ran away.

$$5 - 3 = \underline{\quad}$$

Now I have _____

Review.

$$\begin{array}{r} 4 \\ + 2 \\ \hline \end{array}$$

$$\begin{array}{r} 3 \\ + 1 \\ \hline \end{array}$$


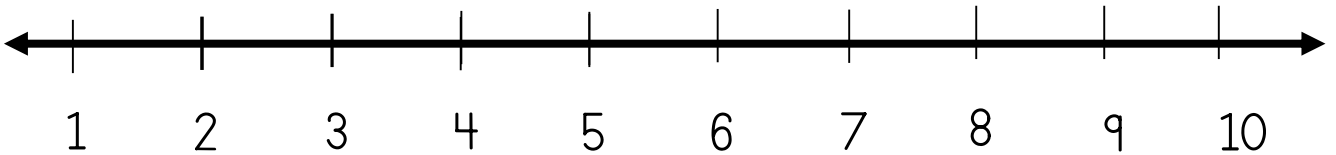
$$\begin{array}{r} 7 \\ + 4 \\ \hline \end{array}$$

$$\begin{array}{r} 9 \\ + 2 \\ \hline \end{array}$$

Subtraction

Name: _____ Date: _____

Use the number line to finish the page.

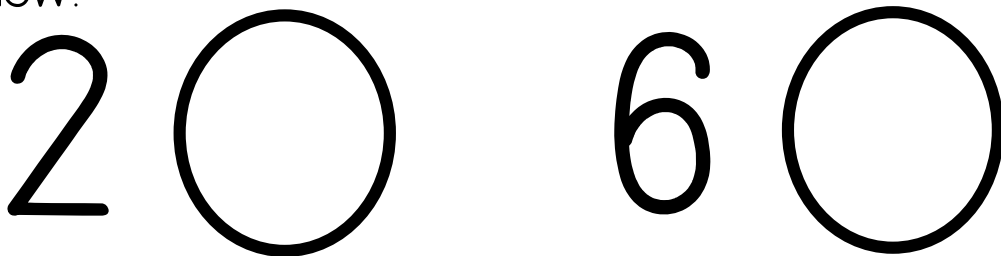


I had 8 slices of watermelon.

I ate 5 slices of watermelon.

Now I have _____ $8 - 5 =$ _____


Review. What comes next?




Subtraction

Name: _____ Date: _____

Use the images to find the differences.



$5 - 2$

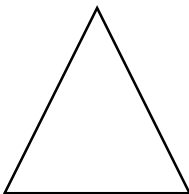


$4 - 3$



$6 - 4$

Review.




How many corners
does a triangle have?

Subtraction

Name: _____ Date: _____


Use the images to find the differences.



$$4 - 1$$




$$2 - 1$$



$$3 - 2$$

Review.



How many corners
does a circle have?

Subtraction

Name: _____ Date: _____


Use the images to find the differences.



$$4 - 3$$

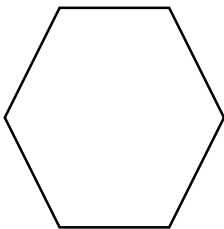


$$4 - 2$$



$$5 - 3$$

Review.


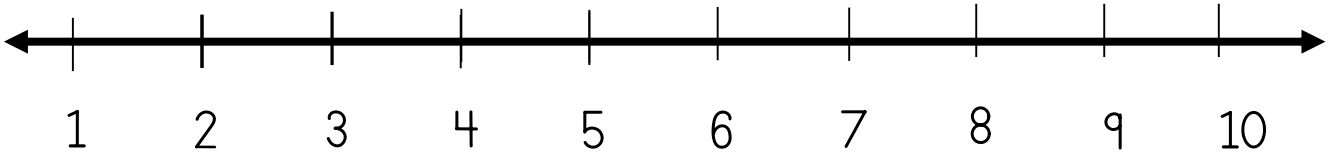


How many sides does a hexagon have?

Subtraction

Name: _____ Date: _____


Use the number line to finish the page.



$$7 - 3 =$$



$$4 - 3 =$$


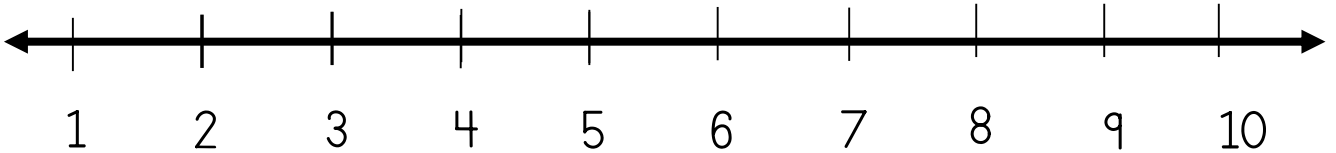


$$5 - 2 =$$

Subtraction

Name: _____ Date: _____


Use the number line to finish the page.



$$6 - 2$$



$$4 - 1$$



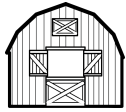
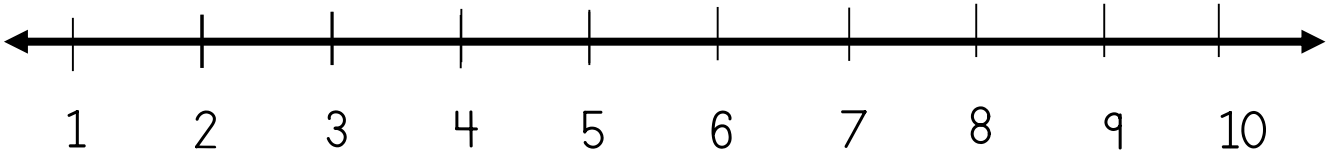


$$5 - 4$$

Subtraction

Name: _____ Date: _____

Use the number line to finish the page.



=

$$4 - 3$$



=

$$5 - 2$$



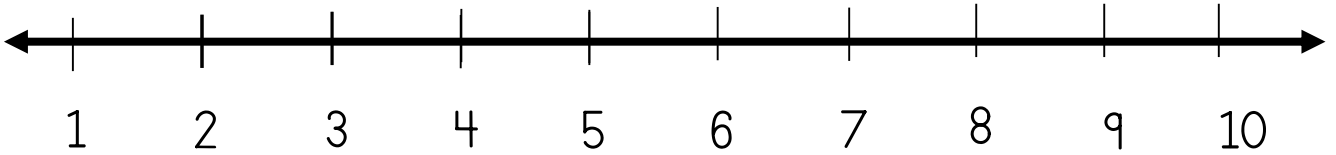
=

$$6 - 4$$


Subtraction

Name: _____ Date: _____


Use the number line to finish the page.



$$6 - 4 =$$



$$8 - 5 =$$



$$5 - 3 =$$

Subtraction

Name: _____ Date: _____


Draw your own images to find the differences.

$$6 - 2 =$$

$$8 - 4 =$$

$$7 - 5 =$$

Review.



star

Subtraction

Name: _____ Date: _____


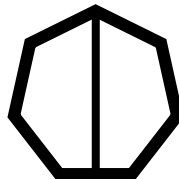


Draw your own images to find the differences.

$$9 - 5 =$$

$$5 - 4 =$$

$$3 - 1 =$$

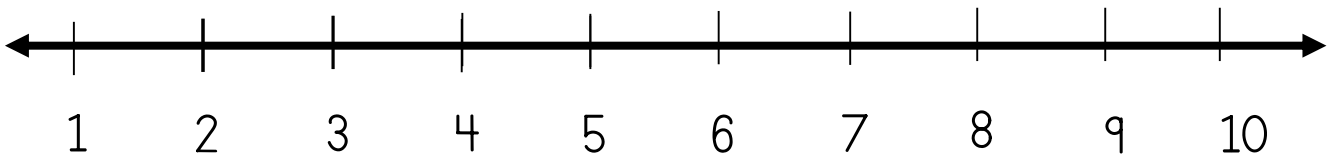
Review.
Color $\frac{1}{2}$ of
each shape..



Subtraction

Name: _____ Date: _____

Use the number line to finish the page.



Place your finger on the first number and count backwards the amount of the second number to find your answer.


$$5 - 3 = \quad 8 - 6 =$$

$$7 - 2 = \quad 9 - 7 =$$

$$9 - 3 = \quad 5 - 2 =$$

Review.

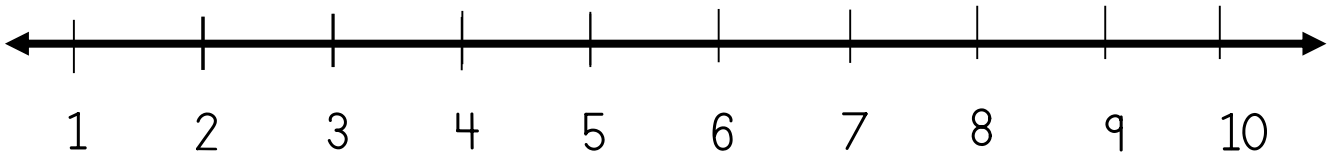
How many?



Subtraction

Name: _____ Date: _____

Use the number line to finish the page.



Place your finger on the first number and count backwards the amount of the second number to find your answer.


$$10 - 3 = \quad 6 - 1 =$$

$$3 - 2 = \quad 5 - 3 =$$

$$7 - 2 = \quad 9 - 2 =$$

Review.

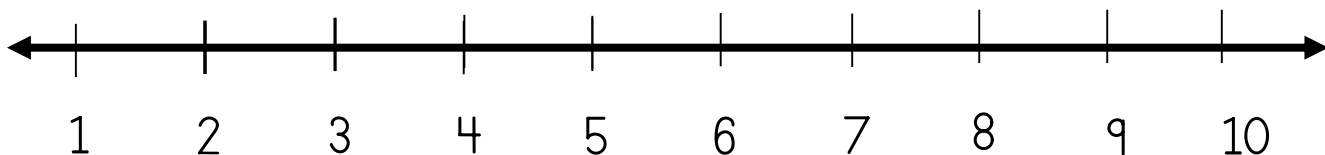
How many?



Subtraction

Name: _____ Date: _____

Use the number line to finish the page.



Place your finger on the first number and count backwards the amount of the second number to find your answer.

$$8 - 2 =$$

$$4 - 1 =$$

$$6 - 3 =$$


$$5 - 4 =$$

$$5 - 2 =$$

$$3 - 1 =$$

Review.

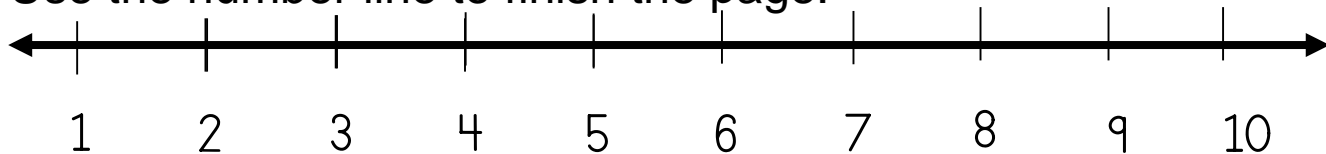
How many?



Subtraction

Name: _____ Date: _____


Use the number line to finish the page.



$$\begin{array}{r} 5 \\ -3 \\ \hline \end{array}$$
$$\begin{array}{r} 3 \\ -2 \\ \hline \end{array}$$
$$\begin{array}{r} 7 \\ -4 \\ \hline \end{array}$$
$$\begin{array}{r} 9 \\ -3 \\ \hline \end{array}$$

$$\begin{array}{r} 5 \\ -2 \\ \hline \end{array}$$
$$\begin{array}{r} 9 \\ -7 \\ \hline \end{array}$$
$$\begin{array}{r} 3 \\ -1 \\ \hline \end{array}$$
$$\begin{array}{r} 6 \\ -2 \\ \hline \end{array}$$


Review. Skip count by 2.



Word Problems

Name: _____ Date: _____

Kayla had 10 bananas. She gave 5 to Michael. How many does she have left?



10
bananas

She gave 5 away. Mark off 5 bananas.
Count how many is left.

$$10 - 5 =$$

Michael had 5 bananas. He gave 2 to Beverly. How many did he have left?



5
bananas

$$5 - 2 =$$

Review Subtraction

Name: _____ Date: _____

Find the differences.



$$6 - 3$$

10

- 3

5

- 1

8

- 7

6

- 4

7

- 4

5

- 4

3

- 2

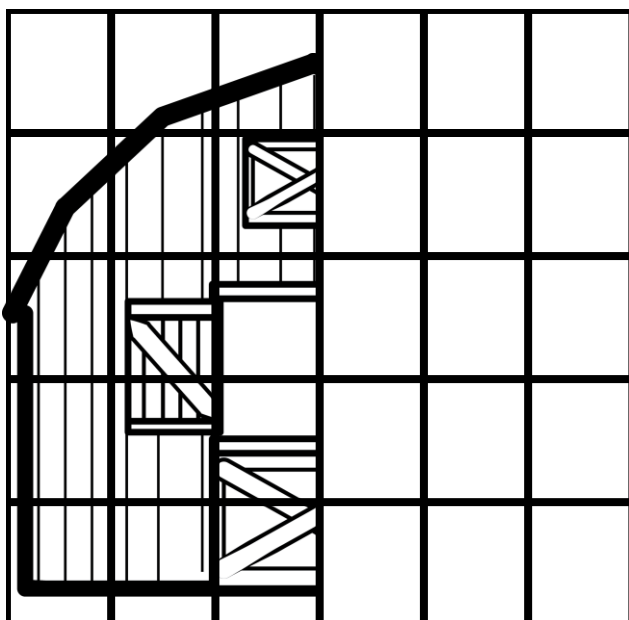

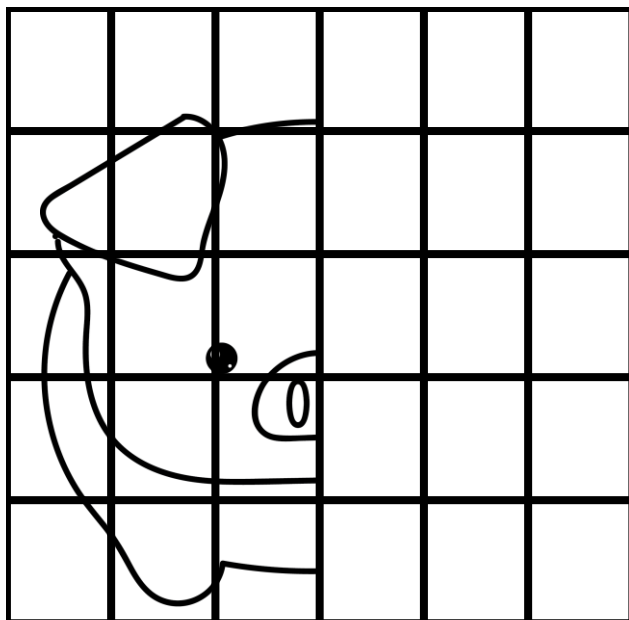
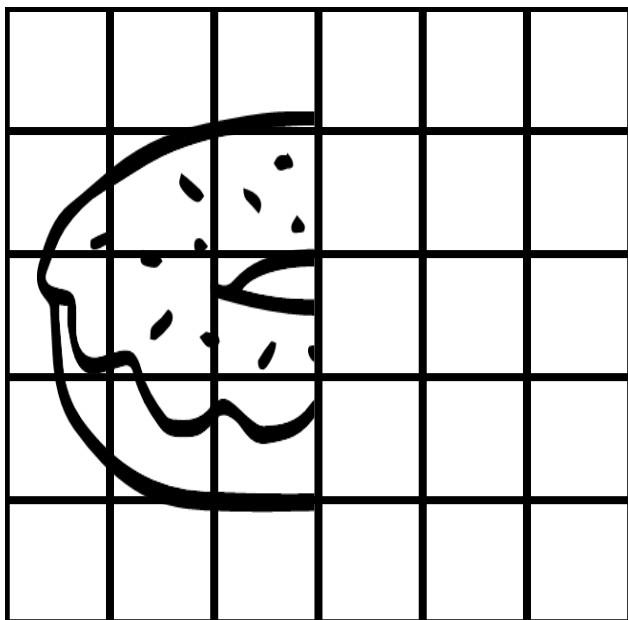
4

- 2

Symmetry

Name: _____ Date: _____

Finish the pictures.



Money - Pennies

Name: _____ Date: _____

Color the Penny.



front



back

Penny equals
1 cent or 1¢



How many pennies? _____

How much money?




Money - Nickels

Name: _____ Date: _____

Color the Nickel.



front



back

Nickel equals
5 cent or 5¢



How many nickels? _____

How much money?



Money - Dimes

Name: _____

Date: _____

Color the Dime.



front



back

Dime equals
10 cent or 10¢



How many dimes? _____

How much money?



Money - Quarters

Name: _____ Date: _____

Color the Quarter.



front



back

Quarter equals
25 cent or 25¢



How many quarters? _____

How much money?



Money - Dollars

Name: _____ Date: _____

Color the Dollar.



front

back



1 Dollar equals
100 pennies



How many dollars? _____

How much money?



Money - Counting Pennies

Name: _____

Date: _____

Count how many pennies.



5

6

7



7

8

9



4

6

5



7

5

6

Money - Counting Coins

Name: _____

Date: _____


How much money on each row?



Money - Coin Exchange

Name: _____ Date: _____

Draw a line to the group of coins that equals the same amount.



Money - Up to \$1.00

Name: _____ Date: _____


Each child wants to get a snack. Do they have enough?



.50



.75



.25



Does Kesha have enough to buy an apple and drink? _____

Does Zack have enough for an ice cream? _____

Short or Tall?

Name: _____ Date: _____

Color the ice cream that is taller.



Who is the tallest in your family? _____

Are you taller or shorter than the following things? Circle the word if you are taller.

door

table

cup



chair

Short or Long?

Name: _____ Date: _____

Color the longer one red.



Color the shorter one green.






Heavy or Light?

Name: _____ Date: _____

Which one is heavier? Color the one that is heaviest.



Which one is lighter? Color the one that is lightest.



Review. Count and fill in the correct bubble.



5




6


Time by the Hour

Name: _____ Date: _____

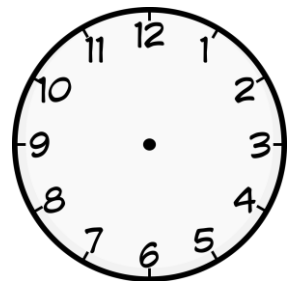
Draw the hands on the clock. Big hand toward the minute. Little hand toward the hour.




3:00



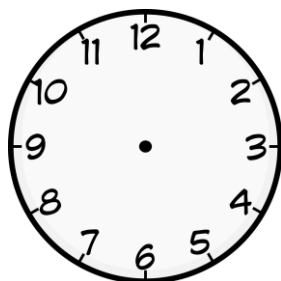
4:00



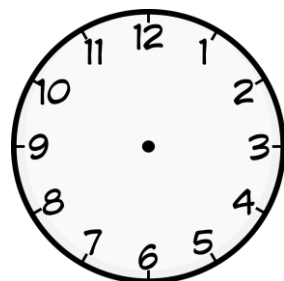
6:00



5:00



7:00

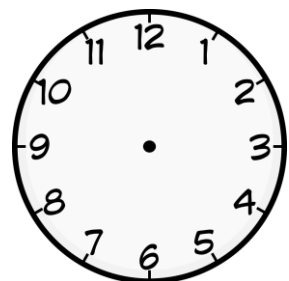
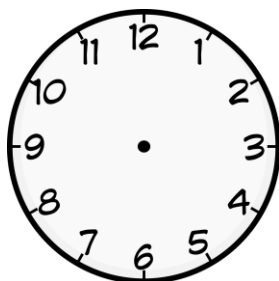

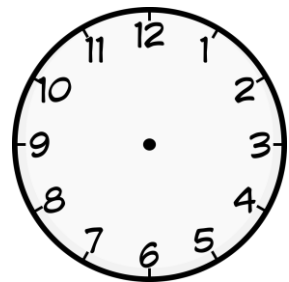




2:00

Time by the Half Hour

Name: _____ Date: _____

Draw the hands on the clock. Big hand toward the minute. Little hand toward the hour.



Days of the Week

Name: _____ Date: _____

Trace the days of the week.

Sunday

Tuesday

Thursday

Monday

Saturday

Wednesday

Friday

Write the days of the week in order.

1 _____

5 _____

2 _____

6 _____

3 _____

7 _____

4 _____

Months of the Year

Name: _____ Date: _____


Rewrite the months in the correct order.

May	1
June	2
September	3
January	4
August	5
February	6
November	7
October	8
March	9
July	10
December	11
April	12

Same or Different?


Name: _____ Date: _____

Is each item the same or different?





same

different





same

different



same

different



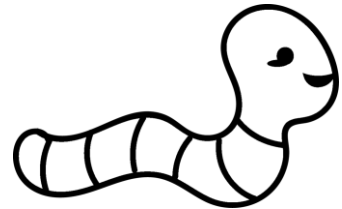



same

different

Which One Doesn't Belong?

Name: _____ Date: _____



Circle the one that doesn't belong in each row.



Find the Difference

Name: _____ Date: _____

Circle the one that is different in each line.



Number Order

Name: _____ Date: _____

Put the number in correct order.

7

8

9

10

10

9

7

8

3

5

2

4

Rewrite the number in numerical order.

5, 7, 10, 8, 9, 4



Math Review

Name: _____ Date: _____

1. Color the letter of the group that has 5.



2. Color the letter of the group that has 6.




Math Review

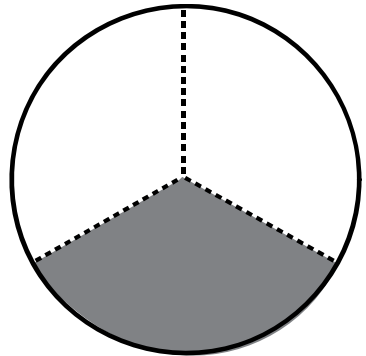
Name: _____ Date: _____

1. Which one shows $\frac{1}{2}$?

a

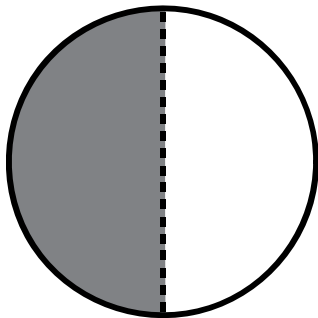


b




2. Which one shows $\frac{1}{3}$?

a



b



Math Review

Name: _____



Date: _____

Count and color the correct number of apples.





2



3






4



5




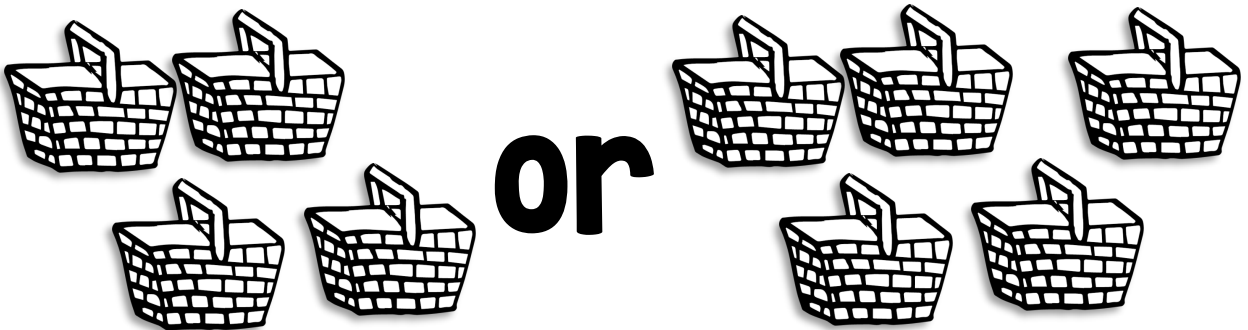


1



Math Review

Name: _____ Date: _____

Circle the group with more. Put a box around the group with less.



Math Review

Name: _____ Date: _____



one




two

2 2 2 2 2


Math Review

Name: _____ Date: _____



three

3 3 3 3 3 3




four


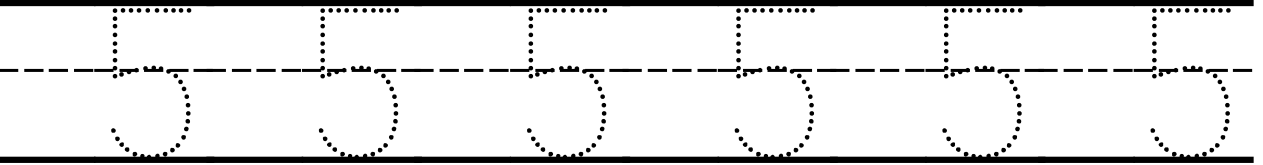
4 4 4 4 4

Math Review

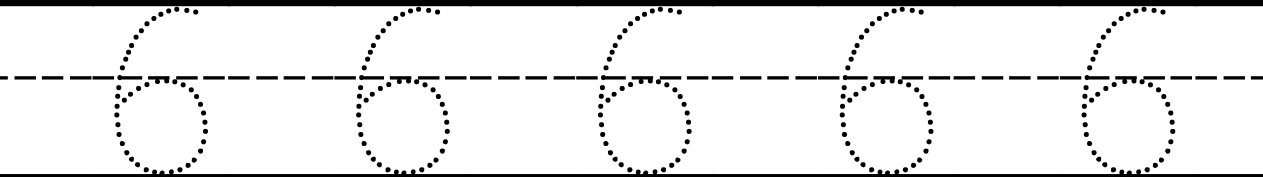
Name: _____ Date: _____



five




six







Math Review

Name: _____ Date: _____

Color a box on the matching row for each object in the box.



1 2 3 4 5 6 7 8 9 10


Math Review


Name: _____


Date: _____



























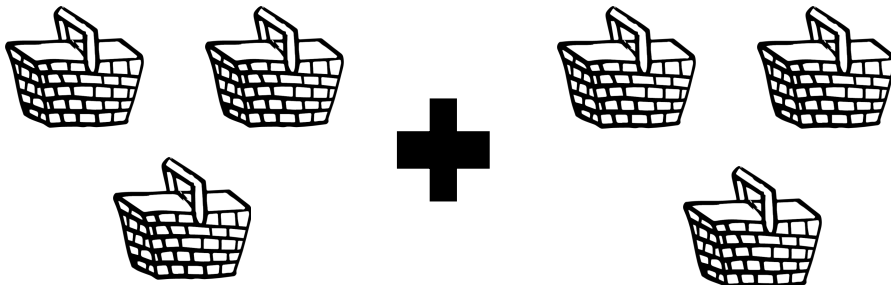
Math Review

Name: _____ Date: _____




6

5




6

7



6

5




4

8

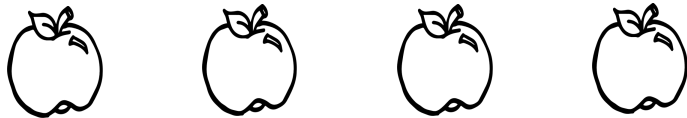
Math Review

Name: _____

Date: _____



$4 - 1 =$



$4 - 2 =$




$6 - 4 =$



$4 - 4 =$



$5 - 2 =$



$6 - 3 =$


Math Review

Name: _____ Date: _____

 **red** triangle

 **yellow** square

 **blue** circle



Math Review


Name: _____ Date: _____

Draw a line to the correct number of pictures.


1




2



3



4



5




6





Math Review









Name: _____ Date: _____



5					
4					
3					
2					
1					



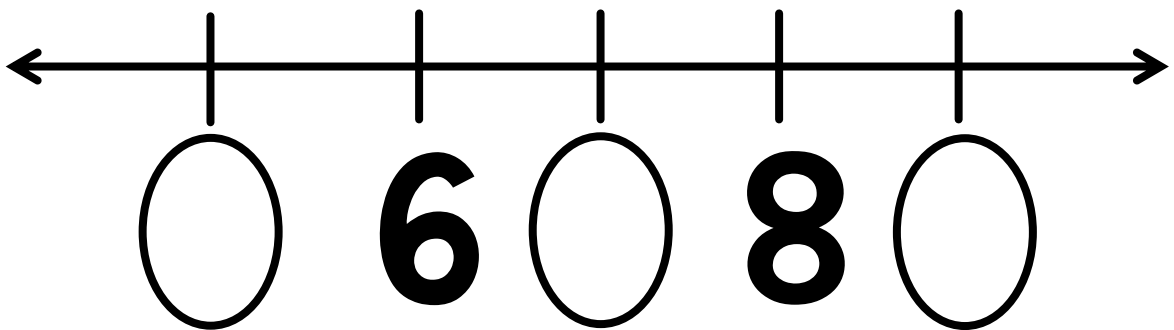
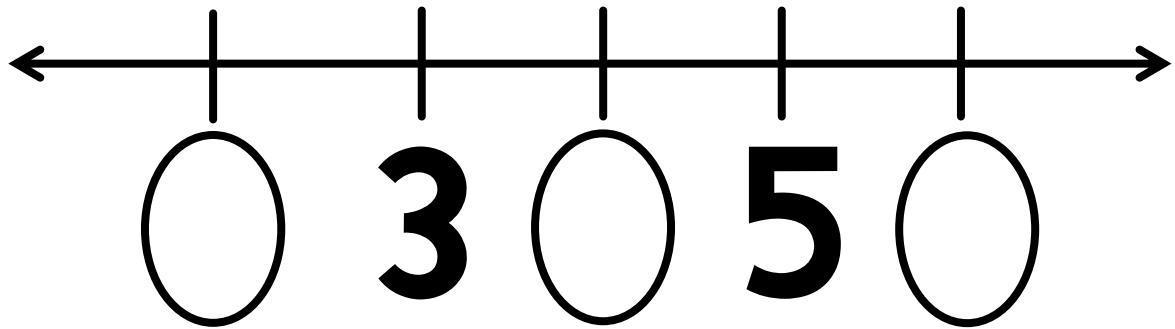
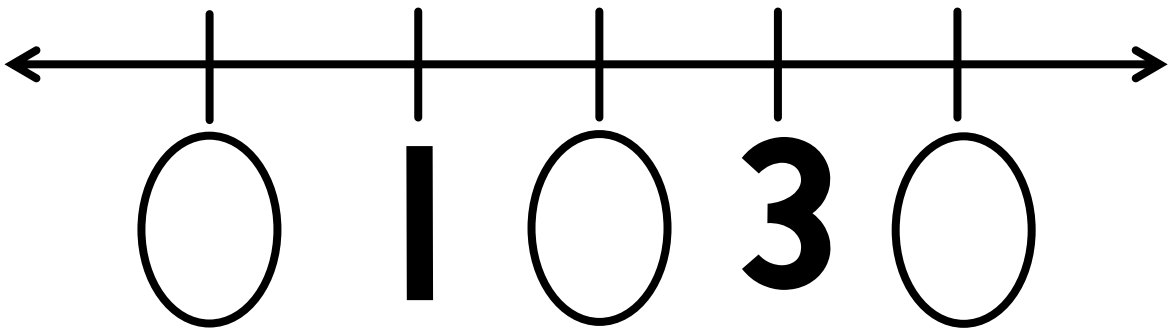
Math Review



Math Review

Name: _____ Date: _____













Fill in the missing numbers.



Math Review

Name: _____ Date: _____







Count by 2.



Math Review

Name: _____ Date: _____


Fill in the time.

Math Review

Name: _____ Date: _____



Color an ABAB pattern on each row.



Math Review

Name: _____ Date: _____


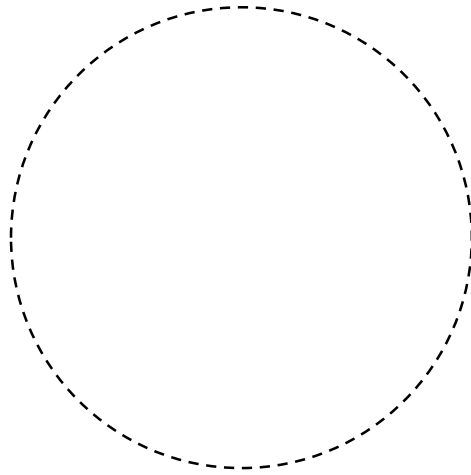
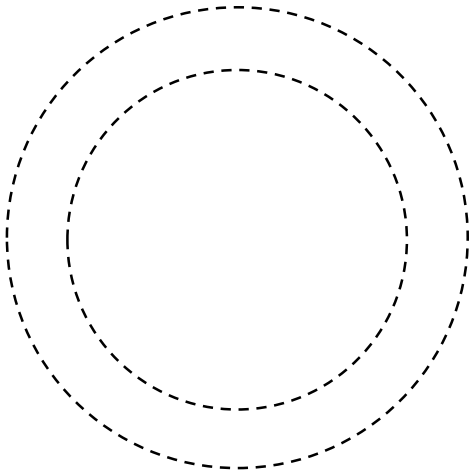
Trace the Shapes



Math Review

Name: _____ Date: _____


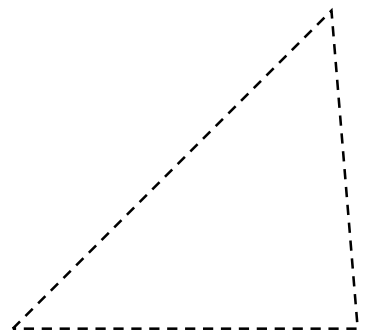
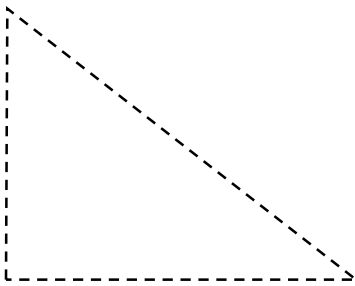
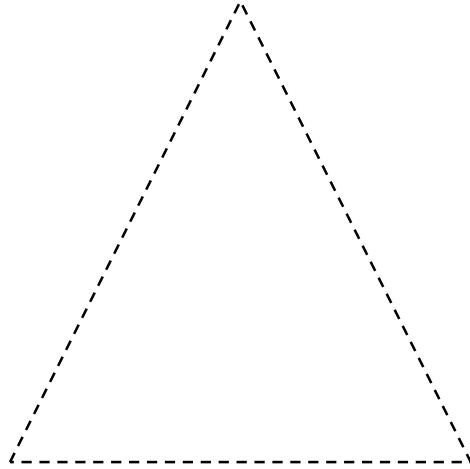
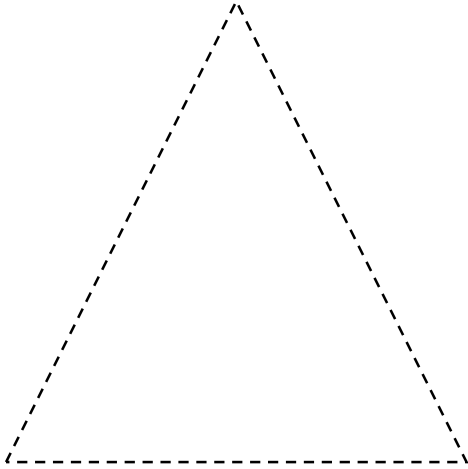
Trace the Shapes



Math Review

Name: _____ Date: _____


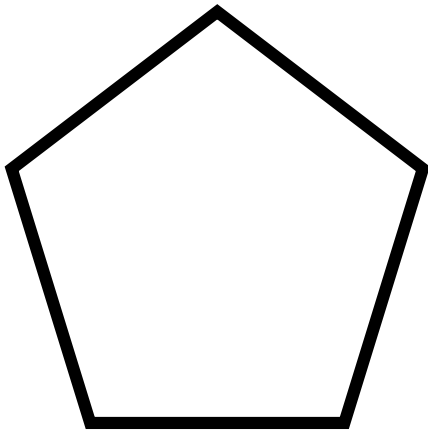


Trace the Shapes



Math Review

Name: _____ Date: _____



Draw a line and shade in $\frac{1}{2}$ of each shape.





Math Review

Name: _____ Date: _____

Draw lines and shade in $\frac{1}{3}$ of each shape.



Draw lines and shade in $\frac{1}{4}$ of each shape.



Math Review


Name: _____ Date: _____

Color the pennies – red

Color the dimes – green

Color the nickels – blue

Color the quarters - yellow





Math Review



Name: _____

Date: _____
























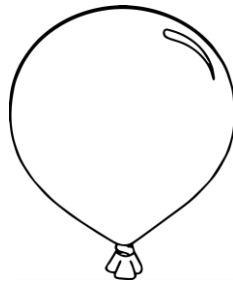
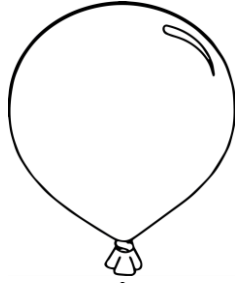



Math Review

Name: _____ Date: _____

Write the next three numbers that come after each number.



Math Review


Name: _____ Date: _____



5

4


6



4

5

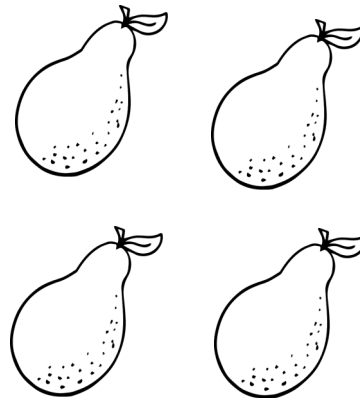
3



3

5


4



2

4

3



7

6

5



4

2

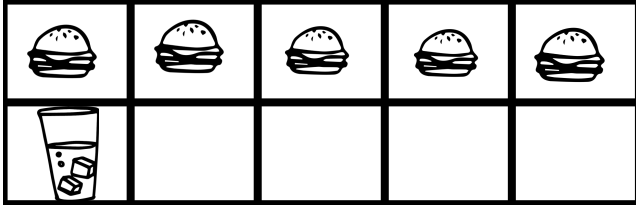
3

Math Review


Name: _____

Date: _____


Write an addition sentence to match the ten frame.




$$\square + \square = \square$$




$$\square + \square = \square$$




$$\square + \square = \square$$



$$\square + \square = \square$$




$$\square + \square = \square$$



$$\square + \square = \square$$


Math Review


Name: _____ Date: _____

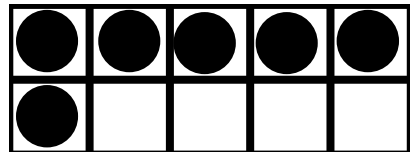


three

5

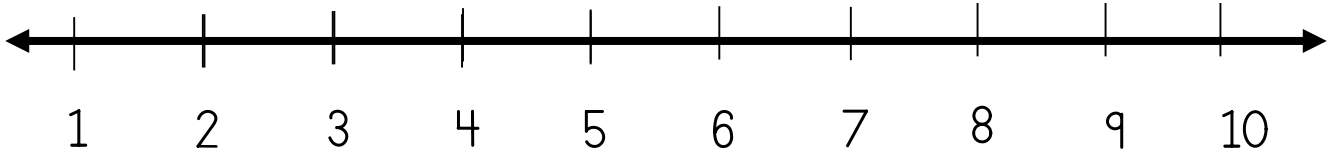






Math Review

Name: _____ Date: _____



$$\begin{array}{r} 1 \\ +9 \\ \hline \end{array}$$

$$\begin{array}{r} 2 \\ +3 \\ \hline \end{array}$$

$$\begin{array}{r} 3 \\ +1 \\ \hline \end{array}$$

$$\begin{array}{r} 4 \\ +2 \\ \hline \end{array}$$

$$\begin{array}{r} 7 \\ +2 \\ \hline \end{array}$$

$$\begin{array}{r} 2 \\ +2 \\ \hline \end{array}$$

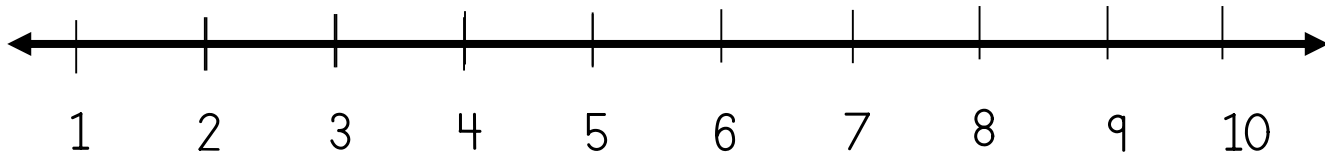
$$\begin{array}{r} 4 \\ +3 \\ \hline \end{array}$$

$$\begin{array}{r} 6 \\ +3 \\ \hline \end{array}$$

$$\begin{array}{r} 8 \\ +2 \\ \hline \end{array}$$

Math Review

Name: _____ Date: _____



$$\begin{array}{r} 9 \\ -1 \\ \hline \end{array}$$

$$\begin{array}{r} 8 \\ -3 \\ \hline \end{array}$$

$$\begin{array}{r} 7 \\ -1 \\ \hline \end{array}$$

$$\begin{array}{r} 4 \\ -2 \\ \hline \end{array}$$

$$\begin{array}{r} 7 \\ -2 \\ \hline \end{array}$$

$$\begin{array}{r} 5 \\ -2 \\ \hline \end{array}$$

$$\begin{array}{r} 6 \\ -3 \\ \hline \end{array}$$

$$\begin{array}{r} 5 \\ -3 \\ \hline \end{array}$$

$$\begin{array}{r} 8 \\ -2 \\ \hline \end{array}$$

Math Review

Name: _____ Date: _____

Draw 1 more. Write the new number in the box.

Two burgers are shown in a row. To the right is an empty rectangular box for the answer.

Three baskets are shown in a row. To the right is an empty rectangular box for the answer.

Four bananas are shown in a row. To the right is an empty rectangular box for the answer.

Five apples are shown in a row. To the right is an empty rectangular box for the answer.